

# CITY of LAGUNA WOODS CITY COUNCIL AGENDA

Regular Meeting  
Wednesday, June 15, 2016  
2:00 p.m.

Laguna Woods Village Community Center  
Board Room  
24351 El Toro Road  
Laguna Woods, California 92637

Noel Hatch  
Mayor

Shari L. Horne  
Mayor Pro Tem

Cynthia Conners  
Councilmember



Bert Hack  
Councilmember

Carol Moore  
Councilmember

***Welcome to a meeting of the Laguna Woods City Council!***

***This meeting may be recorded, televised, and made publically available.***

**Public Comments:** Persons wishing to address the City Council are requested to complete and submit a speaker card to City staff. Speaker cards are available near the entrance to the meeting location. Persons wishing to address the City Council on an item appearing on this agenda will be called upon at the appropriate time during the item's consideration. Persons wishing to address the City Council on an item *not* appearing on the agenda will be called upon during the "Public Comments" item. Persons who do not wish to submit a Speaker Card, or who wish to remain anonymous, may indicate their desire to speak from the floor. Speakers are requested, but not required, to identify themselves.

**Americans with Disabilities Act (ADA):** It is the intention of the City to comply with the ADA. If you need assistance to participate in this meeting, please contact either the City Clerk's Office at (949) 639-0500/TTY (949) 639-0535 or the California Relay Service at (800) 735-2929/TTY (800) 735-2922. The City requests at least two business days' notice in order to effectively facilitate the provision of reasonable accommodations.

REGULAR MEETING SCHEDULE

The Laguna Woods City Council regularly meets on the third Wednesday of each month at 2 p.m.

---

AGENDA POSTING AND AVAILABILITY

Regular and Adjourned Regular Meetings: Pursuant to California Government Code Section 54954.2 of the Ralph M. Brown Act, the City of Laguna Woods posts agendas at Laguna Woods City Hall, 24264 El Toro Road, Laguna Woods, California 92637; on the City’s website ([www.cityoflagunawoods.org](http://www.cityoflagunawoods.org)); and, at other locations designated by Resolution No. 02-33, at least 72 hours in advance of regular and adjourned regular meetings. Agendas and agenda materials are available at Laguna Woods City Hall during normal business hours and on the City’s website. Printed copies of agendas and agenda materials are provided at no charge in advance of meetings. After meetings have occurred, a per page fee is charged for printed copies.

Special and Emergency Meetings: Agenda posting and availability for special and emergency meetings is conducted pursuant to all applicable provisions of California Government Code (Ralph M. Brown Act).

---

AGENDA DISTRIBUTION LISTS

Electronic Distribution: The City of Laguna Woods provides notification of agenda posting and availability via email. To register to receive email notifications, please email [cityhall@cityoflagunawoods.org](mailto:cityhall@cityoflagunawoods.org) or contact the City Clerk’s Office at (949) 639-0500/TTY (949) 639-0535. Please note that the City is not responsible for, and makes no guaranties or warranties related to, the transmission or receipt of email notifications.

Mail Distribution: The City of Laguna Woods is able to mail agendas and/or agenda materials if provided with advance payment for postage and printing (if applicable). To request mail distribution, please email [cityhall@cityoflagunawoods.org](mailto:cityhall@cityoflagunawoods.org) or contact the City Clerk’s Office at (949) 639-0500/TTY (949) 639-0535.

---

FOR ADDITIONAL INFORMATION

For additional information, please contact the City Clerk’s Office at (949) 639-0500/TTY (949) 639-0535, [cityhall@cityoflagunawoods.org](mailto:cityhall@cityoflagunawoods.org), or 24264 El Toro Road, Laguna Woods, California 92637.

---

AFFIDAVIT OF POSTING

STATE OF CALIFORNIA     )  
COUNTY OF ORANGE     ) ss.  
CITY OF LAGUNA WOODS    )

I, Yolie Trippy, Deputy City Clerk, City of Laguna Woods, hereby certify under penalty of perjury that this agenda was posted at Laguna Woods City Hall, 24264 El Toro Road, Laguna Woods, California 92637; on the City’s website ([www.cityoflagunawoods.org](http://www.cityoflagunawoods.org)); and, at other locations designated by Resolution No. 02-33, pursuant to California Government Code Section 54954.2 of the Ralph M. Brown Act.

  
\_\_\_\_\_  
YOLIE TRIPPY, Deputy City Clerk

6-10-16  
\_\_\_\_\_  
Date

**I. CALL TO ORDER**

**II. ROLL CALL**

**III. PLEDGE OF ALLEGIANCE**

**IV. PRESENTATIONS AND CEREMONIAL MATTERS**

4.1 World Elder Abuse Awareness Day – June 15, 2016

*Recommendation:* Approve and present the proclamation.

4.2 Immigrant Heritage Month – June 2016

*Recommendation:* Approve and present the proclamation.

4.3 National Adopt-A-Cat Month – June 2016

*Recommendation:* Approve and present the proclamation.

4.4 Informational Presentation – Assembly Bill 15, End of Life Option Act – Compassion & Choices

*Recommendation:* Receive and file.

**V. PUBLIC COMMENTS**

About Public Comments: This is the time and place for members of the public to address the City Council on items *not* appearing on this agenda. Pursuant to State law, the City Council is unable to take action on such items, but may engage in brief discussion, provide direction to City staff, or schedule items for consideration at future meetings.

**VI. CONSENT CALENDAR**

About the Consent Calendar: All items listed on the Consent Calendar are considered routine and will be enacted by one vote. There will be no separate discussion of these items unless a member of the City Council, City staff, or the public requests that specific items be removed from the Consent Calendar for separate discussion and consideration of action.

6.1 City Council Minutes

*Recommendation:* Approve the City Council meeting minutes for the regular meeting on May 18, 2016.

6.2 City Treasurer's Report

*Recommendation:* Receive and file the City Treasurer's Report for the month of May 2016.

6.3 Warrant Register

*Recommendation:* Approve the warrant register dated June 15, 2016 in the amount of \$582,598.75.

6.4 Building Inspection and Permit Counter Services

*Recommendation:* Approve an extension of the agreement with CivilSource, Inc. for building inspection and permit counter services and authorize the City Manager to execute the extension, subject to approval as to form by the City Attorney.

6.5 Building Official Services

*Recommendation:* Approve an extension of the agreement with Lilley Planning Group for building official services and authorize the City Manager to execute the extension, subject to approval as to form by the City Attorney.

6.6 Certified Access Specialist (CASp) and Building Plan Review Services

*Recommendation:* Approve an extension of the agreement with CSG Consultants, Inc. for Certified Access Specialist (CASp) and building plan review services and authorize the City Manager to execute the extension, subject to approval as to form by the City Attorney.

6.7 Code Enforcement Services

*Recommendation:* Approve an extension of the agreement with AndersonPenna Partners, Inc. for code enforcement services and authorize the City Manager to execute the extension, subject to approval as to form by the City Attorney.

6.8 Landscape Maintenance Inspection Services

*Recommendation:* Approve an extension of the agreement with AndersonPenna Partners, Inc. for landscape maintenance inspection services and authorize the City Manager to execute the extension, subject to approval as to form by the City Attorney.

6.9 Water Quality Services

*Recommendation:* Approve an extension of the agreement with Charles Abbott Associates, Inc. for water quality services and authorize the City Manager to execute the extension, subject to approval as to form by the City Attorney.

6.10 Animal Control and Shelter Services

*Recommendation:* Approve an agreement with the City of Laguna Beach for animal control and shelter services and authorize the City Manager to execute the agreement, subject to approval as to form by the City Attorney.

6.11 Pavement Management Plan

*Recommendation:* Adopt a Pavement Management Plan for Fiscal Years 2016-17 through 2022-23, as recommended by the City Engineer/City Traffic Engineer, and direct the City Engineer/City Traffic Engineer to execute and submit the Pavement Management Plan to the Orange County Transportation Authority as required to maintain Measure M2 eligibility.

6.12 Senior Mobility Program

*Recommendation:* Authorize staff to take actions to continue the Senior Mobility Program for Fiscal Year 2016-17 with no change in travel voucher prices and direction to allow refunds and exchanges of unused travel vouchers that were purchased for use during Fiscal Year 2016-17 through July 31, 2017.

**VII. PUBLIC HEARINGS**

**VIII. CITY COUNCIL BUSINESS**

8.1 Budgeting, Reserves, and Reporting Policy

*Recommendation:* Approve a resolution entitled:

A RESOLUTION OF THE CITY COUNCIL OF THE CITY OF LAGUNA WOODS, CALIFORNIA, APPROVING REVISIONS TO ADMINISTRATIVE POLICY 2.9 PERTAINING TO BUDGETING, RESERVES, AND REPORTING

8.2 Fiscal Year 2016-17 Budget and Work Plan Development

*Recommendation:* Discuss and provide direction to staff.

8.3 Ad Hoc Audit Committee Appointments

*Recommendation:* Appoint two members of the City Council to an Ad Hoc Audit Committee beginning immediately through December 31, 2016 to work with the City's independent auditors on matters related to the Fiscal Year 2015-16 audit.

8.4 Laguna Woods Civic Support Fund Appointments

*Recommendation:* Appoint two members of the City Council to the Board of Directors for the Laguna Woods Civic Support Fund.

## **IX. CITY COUNCIL REPORTS AND COMMENTS**

About City Council Comments and Reports: This is the time and place for members of the City Council to provide reports on meetings attended including, but not limited to, meetings of regional boards and entities to which they have been appointed to represent the City and meetings attended at the expense of the City pursuant to California Government Code Section 53232.3. Members of the City Council may also make other comments and announcements.

- 9.1 Coastal Greenbelt Authority  
Councilmember Conners; Alternate: Mayor Pro Tem Horne
- 9.2 Orange County Fire Authority  
Mayor Hatch
- 9.3 Orange County Library Advisory Board  
Councilmember Moore; Alternate: Mayor Pro Tem Horne
- 9.4 Orange County Mosquito and Vector Control District  
Mayor Pro Tem Horne
- 9.5 San Joaquin Hills Transportation Corridor Agency  
Councilmember Hack; Alternate: Councilmember Conners
- 9.6 South Orange County Watershed Management Area  
Councilmember Moore; Alternate: Mayor Hatch
- 9.7 Other Comments and Reports

## **X. CLOSED SESSION**

- 10.1 The City Council will meet in closed session under the authority of California Government Code sections 54956.9(d)(2) and (e)(1) to discuss potential exposure to litigation in two cases.

## **XI. CLOSED SESSION REPORT**

## **XII. ADJOURNMENT**

Next Adjourned Regular Meeting: Wednesday, June 29, 2016 at 2 p.m.  
Laguna Woods Village Community Center Board Room  
24351 El Toro Road, Laguna Woods, California 92637

Next Regular Meeting:

Wednesday, July 20, 2016 at 2 p.m.  
Laguna Woods Village Community Center Board Room  
24351 El Toro Road, Laguna Woods, California 92637

**4.1  
PROCLAMATION –  
WORLD ELDER ABUSE AWARENESS DAY –  
JUNE 15, 2016**

*This page is intentionally blank.*

**Proclamation**  
**City of Laguna Woods**  
**World Elder Abuse Awareness Day**  
**June 15, 2016**

**WHEREAS**, World Elder Abuse Awareness Day is an international opportunity to bring attention to the all too prevalent maltreatment of older adults at home; and

**WHEREAS**, Laguna Woods is a community comprised mainly of older adults; and

**WHEREAS**, elder abuse is a problem that crosses all socio-economic boundaries and affects older adults regardless of gender, race, ethnicity, education, or location; and

**WHEREAS**, elder abuse manifests itself in a variety of forms, including physical, emotional, and financial abuse in homes and long-term care facilities; and

**WHEREAS**, elder abuse can cause lasting harm, financial ruin, and death; and

**WHEREAS**, there are physical, behavioral, and isolation warning signs that can be identified and acted upon to prevent or end instances of elder abuse; and

**WHEREAS**, ending instances of elder abuse often requires reporting by loved ones or other concerned parties, as well as professional intervention.

**NOW, THEREFORE, BE IT RESOLVED** that the Laguna Woods City Council does hereby proclaim June 15, 2016 as “World Elder Abuse Awareness Day” in the City of Laguna Woods and encourages residents and businesses to learn the warning signs of elder abuse and report all instances of known or suspected elder abuse.

Dated this 15<sup>th</sup> day of June, 2016

---

Noel Hatch  
Mayor

---

Attest: Yolie Trippy  
Deputy City Clerk

*This page is intentionally blank.*

4.2  
**PROCLAMATION –  
IMMIGRANT HERITAGE MONTH –  
JUNE 2016**

*This page is intentionally blank.*

**Proclamation  
City of Laguna Woods  
Immigrant Heritage Month  
June 2016**

**WHEREAS**, generations of immigrants from every corner of the globe have built our country's economy and created the unique character of our nation; and

**WHEREAS**, immigrants provide our nation with a diversity of social and cultural influence, fundamentally enhancing its extraordinary character; and

**WHEREAS**, immigrants continue to grow businesses, innovate, strengthen the economy, and otherwise serve communities throughout this nation; and

**WHEREAS**, throughout history, the role of immigrants in building, serving, and enriching our nation has frequently been overlooked and undervalued; and

**WHEREAS**, throughout history, immigrants have sought not only to secure their own rights and access to equal opportunity, but have also campaigned and advocated for a fairer and more just society for all Americans; and

**WHEREAS**, hosts of Laguna Woods residents have rich immigrant heritages, which though often unnoticed, benefit the fabric and vitality of our community.

**NOW, THEREFORE, BE IT RESOLVED** that the Laguna Woods City Council does hereby proclaim June 2016 as "Immigrant Heritage Month" in the City of Laguna Woods and encourages reflection on the contributions that immigrants have made and continue to make, both locally and throughout our nation.

Dated this 15<sup>th</sup> day of June, 2016

---

Noel Hatch  
Mayor

---

Attest: Yolie Trippy  
Deputy City Clerk

*This page is intentionally blank.*

4.3  
PROCLAMATION –  
NATIONAL ADOPT-A-CAT MONTH –  
JUNE 2016

*This page is intentionally blank.*

**Proclamation  
City of Laguna Woods  
National Adopt-A-Cat Month  
June 2016**

**WHEREAS**, Laguna Woods is home to a great many pet cats; and

**WHEREAS**, the American Humane Association reports that every year, thousands of newborn kittens join millions of cats already in shelters across the country; and

**WHEREAS**, individuals sometimes find themselves unable to continue to care for pet cats, as a result of life changes, medical conditions, or other circumstances; and

**WHEREAS**, the City of Laguna Woods is committed to ending pet overpopulation and neglect within its borders, including through compassionate adoption; and

**WHEREAS**, there are a variety of local resources available to assist individuals who are interested in pet cat adoption, including the Laguna Beach/Laguna Woods Animal Shelter, which can provide referrals and often has adoptable cats available, and the Laguna Woods Village Cat Club; and

**WHEREAS**, shelters, individuals, and community groups play a vital role in raising awareness of pet cat adoption and promoting the humane treatment of all animals.

**NOW, THEREFORE, BE IT RESOLVED** that the Laguna Woods City Council does hereby proclaim June 2016 as “National Adopt-A-Cat Month” in the City of Laguna Woods and encourages its residents to consider and raise awareness of pet cat adoption.

Dated this 15<sup>th</sup> day of June, 2016

---

Noel Hatch  
Mayor

---

Attest: Yolie Trippy  
Deputy City Clerk

*This page is intentionally blank.*

4.4

**INFORMATIONAL PRESENTATION –  
ASSEMBLY BILL 15, END OF LIFE OPTION ACT  
– COMPASSION & CHOICES  
(NO REPORT)**

*This page is intentionally blank.*

**6.1-6.12**  
**CONSENT CALENDAR SUMMARY**

*This page is intentionally blank.*



# City of Laguna Woods Agenda Report

**TO:** Honorable Mayor and City Councilmembers  
**FROM:** Christopher Macon, City Manager  
**FOR:** June 15, 2016 Regular Meeting  
**SUBJECT:** Consent Calendar Summary

---

## **Recommendation**

Approve all proposed actions on the June 15, 2016 Consent Calendar by single motion and City Council action.

## **Background**

All items listed on the Consent Calendar are considered routine and will be enacted by one vote. There will be no separate discussion of these items unless a member of the City Council, staff, or the public requests that specific items be removed from the Consent Calendar for separate discussion and consideration of action.

## **Summary**

The June 15, 2016 Consent Calendar contains the following items:

- 6.1 Approval of the City Council meeting minutes for the regular meeting on May 18, 2016.
- 6.2 Approval of a motion to receive and file the City Treasurer's Report for the month of May 2016.
- 6.3 Approval of the warrant register dated June 15, 2016 in the amount of \$582,598.75. A list of warrants is included in the agenda packet; detailed information about individual warrants is available at City Hall.

- 6.4 Approval of an extension of the agreement with CivilSource, Inc. for building inspection and permit counter services and authorization for the City Manager to execute the extension, subject to approval as to form by the City Attorney. The proposed extension is for a one-year period through June 30, 2017, as allowed for in the existing agreement.
- 6.5 Approval of an extension of the agreement with Lilley Planning Group for building official services and authorization for the City Manager to execute the extension, subject to approval as to form by the City Attorney. The proposed extension is for a one-year period through June 30, 2017, as allowed for in the existing agreement.
- 6.6 Approval of an extension of the agreement with CSG Consultants, Inc. for Certified Access Specialist (CAsp) and building plan review services and authorization for the City Manager to execute the extension, subject to approval as to form by the City Attorney. The proposed extension is for a one-year period through June 30, 2017, as allowed for in the existing agreement.
- 6.7 Approval of an extension of the agreement with AndersonPenna Partners, Inc. for code enforcement services and authorization for the City Manager to execute the extension, subject to approval as to form by the City Attorney. The proposed extension is for a one-year period through June 30, 2017, as allowed for in the existing agreement.
- 6.8 Approval of an extension of the agreement with AndersonPenna Partners, Inc. for landscape maintenance inspection services and authorization for the City Manager to execute the extension, subject to approval as to form by the City Attorney. The proposed extension is for a six-month period through December 31, 2016, as allowed for in the existing agreement.
- 6.9 Approval of an extension of the agreement with Charles Abbott Associates, Inc. for water quality services and authorization for the City Manager to execute the extension, subject to approval as to form by the City Attorney. The proposed extension is for a one-year period through June 30, 2017, as allowed for in the existing agreement.
- 6.10 Approval of an agreement with the City of Laguna Beach for animal control and shelter services and authorization for the City Manager to execute the

agreement, subject to approval as to form by the City Attorney. The proposed agreement is for a two-year period through June 30, 2018. There are no substantive changes to the terms or conditions, as compared to the City's existing agreement with the City of Laguna Beach for these services.

- 6.11 Adoption of a Pavement Management Plan for Fiscal Years 2016-17 through 2022-23, as recommended by the City Engineer/City Traffic Engineer, and direction for the City Engineer/City Traffic Engineer to execute and submit the Pavement Management Plan to the Orange County Transportation Authority as required to maintain Measure M2 eligibility. The City is required to prepare and adopt a pavement management plan in accordance with Orange County Transportation Authority requirements, every two years, as a condition of receiving Measure M2 funds. The City uses Measure M2 funds to support street-related maintenance, operations, and improvements.
- 6.12 Authorization for staff to take actions to continue the Senior Mobility Program for Fiscal Year 2016-17 with no change in travel voucher prices and direction to allow refunds and exchanges of unused travel vouchers that were purchased for use during Fiscal Year 2016-17 through July 31, 2017.

*This page is intentionally blank.*

**6.1**  
**CITY COUNCIL MINUTES**

*This page is intentionally blank.*

**CITY OF LAGUNA WOODS CALIFORNIA  
CITY COUNCIL MINUTES  
REGULAR MEETING  
May 18, 2016  
2:00 P.M.  
Laguna Woods Village Community Center Board Room  
24351 El Toro Road  
Laguna Woods, California 92637**

---

**I. CALL TO ORDER**

Mayor Hatch called the Regular Meeting of the City Council of the City of Laguna Woods to order at 2:00 p.m.

**II. ROLL CALL**

COUNCILMEMBER:           PRESENT:   Conners, Hack, Moore, Horne, Hatch  
                                  ABSENT:   -

STAFF PRESENT:           City Manager Macon, City Attorney Cosgrove, Administrative Services Director/City Treasurer Cady, Deputy City Clerk Trippy

**III. PLEDGE OF ALLEGIANCE**

Councilmember Moore led the flag salute.

Mayor Hatch moved public comments to the next item on the agenda. There were no objections.

**V. PUBLIC COMMENT**

Walter Lafayette, resident, suggested that public restrooms be installed at "A Place for Paws" Dog Park and provided copies of a petition on the subject.

Dr. Kissinger, resident, commented on rents in South Orange County.

**IV. PRESENTATIONS AND CEREMONIAL MATTERS**

Captain England, Orange County Sheriff's Department, announced that Chief of Police Services Burmood is being promoted to the rank of Captain.

Chief of Police Services Burmood introduced incoming Chief of Police Services, Lieutenant Coppock. Lieutenant Coppock made brief remarks.

- 4.1 Certificate of Achievement for Excellence in Financial Reporting for the Comprehensive Annual Finance Report for the Fiscal Year Ended June 30, 2015 – Government Finance Officers Association

Gina Tharani, Government Finance Officers Association, presented the certificate of achievement to Administrative Services Director/City Treasurer Cady.

- 4.2 Drowning Prevention Awareness Period – May-October 2016

Division Chief Adams, Orange County Fire Authority, made comments.

Moved by Councilmember Conners, seconded by Councilmember Moore, and carried unanimously on a 5-0 vote, to approve and present the proclamation for Drowning Prevention Awareness Period.

- 4.3 Asian American and Pacific Islander Heritage Month – May 2016

Mayor Pro Tem Horne made comments.

Moved by Councilmember Moore, seconded by Mayor Pro Tem Horne, and carried unanimously on a 5-0 vote, to approve and present the proclamation for Asian American and Pacific Islander Heritage Month.

- 4.4 Building Safety Month – May 2016

Councilmembers made comments.

Moved by Councilmember Hack, seconded by Councilmember Moore, and carried unanimously on a 5-0 vote, to approve and present the proclamation for Building Safety Month.

- 4.5 Older Americans Month – May 2016

Erin Ulibarri, Office on Aging, made comments.

Moved by Mayor Pro Tem Horne, seconded by Councilmember Moore, and carried unanimously on a 5-0 vote, to approve and present the proclamation for Older Americans Month.

- 4.6 Stroke Awareness Month – May 2016

Guy Navarro, Roxanna Todd Hodges Stroke Foundation, made comments.

Moved by Councilmember Moore, seconded by Mayor Pro Tem Horne, and carried unanimously on a 5-0 vote, to approve and present the proclamation for Stroke Awareness Month.

4.7 Water Awareness Month – May 2016

Mark Monin, El Toro Water District, made comments.

Moved by Councilmember Hack, seconded by Councilmember Moore, and carried unanimously on a 5-0 vote, to approve and present the proclamation for Water Awareness Month.

**VI. CONSENT CALENDAR**

Moved by Councilmember Hack, seconded by Councilmember Connors, and carried unanimously on a 5-0 vote, to approve Consent Calendar items 6.1 – 6.8.

6.1 City Council Minutes

Approved the City Council meeting minutes for the regular meeting on April 20, 2016 and the adjourned regular meeting on April 27, 2016.

6.2 City Treasurer’s Report

Received and filed the City Treasurer’s Report for the month of April 2016.

6.3 Warrant Register

Approved the warrant register dated May 18, 2016 in the amount of \$574,439.92.

6.4 Employee Compensation and Benefits

Approved resolutions entitled:

A RESOLUTION OF THE CITY COUNCIL OF THE CITY OF LAGUNA WOODS, CALIFORNIA, ESTABLISHING A COMPENSATION SCHEDULE AND BENEFITS FOR CITY EMPLOYEES

AND

A RESOLUTION OF THE CITY COUNCIL OF THE CITY OF LAGUNA WOODS, CALIFORNIA, APPROVING A CAFETERIA PLAN (INTERNAL REVENUE CODE SECTION 125 FLEXIBLE BENEFITS PLAN), INCLUDING A HEALTH FLEXIBLE SPENDING ACCOUNT AND DEPENDENT CARE FLEXIBLE SPENDING ACCOUNT, FOR EMPLOYEES; APPROVING AND AUTHORIZING THE EXECUTION OF AN AGREEMENT FOR ONGOING ADMINISTRATION OF THE CAFETERIA PLAN; AND, TAKING OTHER ACTIONS RELATED TO THE ESTABLISHMENT, OPERATION, AND MAINTENANCE OF THE CAFETERIA PLAN

6.5 Law Enforcement Services Agreement

Approved an agreement with the County of Orange for law enforcement services and authorized the Mayor to execute the agreement, subject to approval as to form by the City Attorney.

6.6 Street Maintenance Services

Approved and extension of the agreement with PV Maintenance, Inc. for street maintenance services and authorized the City Manager to execute the agreement, subject to approval as to form by the City Attorney.

6.7 Senior Mobility Transportation Services

Adopted an agency service plan for the Senior Mobility Program and authorized the City Manager to execute and submit the agency service plan to the Orange County Transportation Authority.

6.8 Notice of Completion – Santa Maria Avenue Bioswale Project

1. Approved final plan and specifications reflecting completion of the Santa Maria Avenue Bioswale Project, as recommended by the City Engineer.

AND

2. Accepted the project completion of the contract agreement with STL Landscape, Inc. for the Santa Maria Avenue Bioswale Project.

AND

3. Released the contract retention in the amount of \$2,400 withheld per California Government Code 35 days following recordation of the Notice of Completion with the County of Orange.

AND

4. Exonerated the project posted bonds 35 days following recordation of the Notice of Completion with the County of Orange.

**VII. PUBLIC HEARINGS – None**

**VIII. CITY COUNCIL BUSINESS**

8.1 City Hall Building Maintenance and Reconfiguration

City Manager Macon made a presentation.

Councilmembers discussed the item and staff answered related questions.

Moved by Councilmember Moore, seconded by Mayor Pro Tem Horne, and carried unanimously on a 5-0 vote, to:

1. Approve a resolution entitled:

A RESOLUTION OF THE CITY COUNCIL OF THE CITY OF LAGUNA WOODS, CALIFORNIA, APPROVING AMENDED GENERAL FUND APPROPRIATIONS FOR THE FISCAL YEAR COMMENCING JULY 1, 2015 AND ENDING JUNE 30, 2016, RELATED TO THE TEMPORARY RELOCATION, REPAIR, AND RECONGIFURATION OF CITY HALL'S SECOND FLOOR, AND FUMIGATION OF CITY HALL, GENERALLY

AND

2. Authorize the City Manager to execute an agreement with Orkin for fumigation by tenting of City hall, subject to approval as to form by the City Attorney.

## 8.2 Fiscal Year 2016-17 Budget and Work Plan Development

City Manager Macon made a presentation.

Councilmembers discussed the item and staff answered related questions.

Moved by Councilmember Moore, seconded by Councilmember Conners, and carried unanimously on a 5-0 vote, to direct staff to include the preparation of construction drawings and technical specifications for the City Hall Restrooms Repair & Improvement Project in the draft Fiscal Year 2016-17 Budget & Work Plan.

Moved by Councilmember Conners, seconded by Mayor Pro Tem Horne, and carried unanimously on a 5-0 vote, to direct staff to include the City Engineer/City Traffic Engineer's recommended pavement management projects in the draft Fiscal Year 2016-17 Budget & Work Plan.

Mark Monin, El Toro Water District, suggested the potential use of solar lighting for the City Centre Park Lighting Improvement Project.

Moved by Councilmember Moore, seconded by Councilmember Conners, and carried unanimously on a 4-0 vote, with Councilmember Hack abstaining due to safety concerns with encouraging after-dark use, to direct staff to include the City Centre Park Lighting Improvement Project in the draft Fiscal Year 2016-17 Budget & Work Plan as an unfunded capital improvement project.

8.3 Employee Positions and Recruitment

City Manager Macon made a presentation.

Councilmembers discussed the item and staff answered related questions.

Moved by Councilmember Hack, seconded by Councilmember Moore, and carried unanimously on a 5-0 vote, to authorize the City Manager to advertise and recruit for a full-time Management Analyst position assigned to the Planning & Environmental Services Department, with hiring contingent on the City Council taking action to authorize the position as part of the Fiscal Year 2016-17 budget.

8.4 City Council Meeting Schedule

City Manager Macon made a presentation.

Councilmembers discussed the item and staff answered related questions.

Moved by Councilmember Conners, seconded by Mayor Pro Tem Horne, and carried unanimously on a 5-0 vote, to approve the City Council meeting schedule for Fiscal Year 2016-17.

**IX. CITY COUNCIL REPORTS AND COMMENTS**

9.1 Coastal Greenbelt Authority

Councilmember Conners stated that there had been no meeting since the last meeting. She discussed the upcoming meeting in May.

9.2 Orange County Fire Authority

Mayor Hatch provided a report.

9.3 Orange County Library Advisory Board

Councilmember Moore provided a report.

9.4 Orange County Mosquito and Vector Control District

Mayor Pro Tem Horne stated that there had been no meeting since the last meeting.

9.5 San Joaquin Hills Transportation Corridor Agency

Councilmember Hack provided a report.

9.6 South Orange County Watershed Management Area

Councilmember Moore provided a report.

Councilmembers commented on the report.

9.7 Other Comments and Reports

Mayor Hatch reported on an Orange County Fire Authority-related meeting with other cities that he and the City Manager attended earlier in the day.

Mayor Pro Tem Horne discussed the recent Senior Rally Event. She encouraged the community to attend the upcoming Senior Summit Event.

The City Council shared memories of Douglas C. Reilly, the City's long-time Assistant City Manager who passed away unexpectedly. Mayor Hatch stated that the meeting will be adjourned in Mr. Reilly's memory.

**X. CLOSED SESSION**

City Attorney Cosgrove stated that there was no longer a need for a closed session.

No closed session was held.

**XI. CLOSED SESSION REPORT – None**

**XII. ADJOURNMENT**

The meeting was adjourned in memory of Douglas C. Reilly at 4:48 p.m. The next regular meeting will be at 2:00 p.m. on Wednesday, June 15, 2016 at Laguna Woods Village Community Center Board Room, 24351 El Toro Road, Laguna Woods, CA 92637.

---

YOLIE TRIPPY, Deputy City Clerk

Adopted: June 15, 2016

---

NOEL HATCH, Mayor

*This page is intentionally blank.*

**6.2**  
**CITY TREASURER'S REPORT**

*This page is intentionally blank.*



**City of Laguna Woods**  
**City Treasurer's Report**  
 For the Month Ended May 31, 2016

**INVESTMENTS AND CASH ON HAND**

	Beginning Balances As of 4/30/16	Earnings & Receipts	Disbursements	Other Adjustments	Ending Balances As of 5/31/16
<b>Investments - Interest and Income Bearing</b>					
Local Agency Investment Fund (LAIF) (Notes 1 and 2)	\$ 9,964,030	\$ 1,000,000	\$ -	\$ -	\$ 10,964,030
Other Portfolio Investments - None this period	-	-	-	-	-
<b>Total Investments</b>	<b>\$ 9,964,030</b>	<b>\$ 1,000,000</b>	<b>\$ -</b>	<b>\$ -</b>	<b>\$ 10,964,030</b>
<b>Cash and Cash Equivalents</b>					
Analyzed Checking Account	\$ 527,250	\$ 1,384,259	\$ (1,643,195)	\$ -	\$ 268,314
Petty Cash	809	-	(5)	-	804
<b>Total Cash and Cash Equivalents</b>	<b>\$ 528,059</b>	<b>\$ 1,384,259</b>	<b>\$ (1,643,200)</b>	<b>\$ -</b>	<b>\$ 269,118</b>
<b>TOTAL INVESTMENTS, CASH AND CASH EQUIVALENTS</b>	<b>\$ 10,492,089</b>	<b>\$ 2,384,259</b>	<b>\$ (1,643,200)</b>	<b>\$ -</b>	<b>\$ 11,233,148</b>

**Summary of Total Investments, Cash and Cash Equivalents:**

	General Fund	Special Revenue	Totals
LAIF	\$ 10,520,410	\$ 443,621	\$ 10,964,030
Analyzed Checking	\$ (681,509)	\$ 949,823	\$ 268,314
Petty Cash	\$ 804	\$ -	\$ 804
<b>Totals</b>	<b>\$ 9,839,705</b>	<b>\$ 1,393,444</b>	<b>\$ 11,233,148</b>

**Notes:**

Note 1 - LAIF / During this period there was a transfer of \$1,000,000 from the City's checking account to LAIF account.

Note 2 - LAIF / LAIF reports interest earnings quarterly. Interest for the quarter of April 2016 through June 2016 will post in July 2016.



**City of Laguna Woods**  
**City Treasurer's Report**  
 For the Month Ended May 31, 2016

ITEM 6.2

**OTHER FUNDS - HELD IN TRUST**

Beginning Balances As of 4/30/16	Contributions / (Withdrawals)	Administrative Fees & Investment Expense	Unrealized Gain / (Loss)	Ending Balances As of 5/31/16
\$ 63,640	\$ -	(5)	14	\$ 63,649
<u>\$ 63,640</u>	<u>\$ -</u>	<u>(5)</u>	<u>14</u>	<u>\$ 63,649</u>

Total Other Funds - Held in Trust \$ - \$ - \$ - \$ - \$ -

**Other Post-Employment Benefits (OPEB) Trust**

Held in and administered by the CalPERS California Employers' Retiree Benefit Trust (CERBT)

**City Treasurer's Certification**

I, Margaret A. Cady, City Treasurer, do hereby certify:

- That all investment actions executed since the last report have been made in full compliance with the City's Investment of Financial Assets Policy; and
- That the City is able to meet all cash flow needs which might reasonably be anticipated for the next 12 months.

*Margaret A. Cady*  
 Margaret A. Cady, City Treasurer

6-8-16  
 Dated

Local Agency Investment Fund  
P.O. Box 942809  
Sacramento, CA 94209-0001  
(916) 653-3001  
CITY OF LAGUNA WOODS

[www.treasurer.ca.gov/pmia-laif/laif.asp](http://www.treasurer.ca.gov/pmia-laif/laif.asp)  
June 08, 2016

CITY TREASURER  
24264 EL TORO ROAD  
LAGUNA WOODS, CA 92653

PMIA Average Monthly Yields

**Account Number:**  
98-30-413

Tran Type Definitions

May 2016 Statement

Effective Date	Transaction Date	Tran Type	Confirm Number	Authorized Caller	Amount
5/19/2016	5/19/2016	RD	1502171	MARGARET A. CADY	1,000,000.00

Account Summary

Total Deposit:	1,000,000.00	Beginning Balance:	9,964,030.45
Total Withdrawal:	0.00	Ending Balance:	10,964,030.45

*This page is intentionally blank.*

**6.3**  
**WARRANT REGISTER**

*This page is intentionally blank.*

**CITY OF LAGUNA WOODS  
WARRANT REGISTER  
6/15/2016**

ITEM 6.3

<b>Number</b>	<b>Date</b>	<b>Vendor Name</b>	<b>Description</b>	<b>Amount</b>
<b><i>Automatic Bank Debits</i></b>				
Debit	5/13/2016	ADP PAYROLL SERVICES	Payroll / Pay Period Ended 5/13/2016	\$28,993.80
Debit	5/13/2016	CALPERS - RETIREMENT	Retirement Contributions / Pay Period Ended 5/13/2016	2,070.75
Debit	5/27/2016	ADP PAYROLL SERVICES	Payroll Processing Fees / Pay Period Ended 5/13/2016	145.97
Debit	5/20/2016	COUNTY OF ORANGE	Law Enforcement Services / May 2016	219,437.05
Debit	6/01/2016	CALPERS - HEALTH	Employee Benefit Program / June 2016	1,751.97
Debit	5/27/2016	ADP PAYROLL SERVICES	Payroll / Pay Period Ended 5/27/2016	26,234.59
Debit	5/27/2016	CALPERS - RETIREMENT	Retirement Contributions / Pay Period Ended 5/27/2016	2,071.52
Debit	6/10/2016	ADP PAYROLL SERVICES	Payroll Processing Fees / Pay Period Ended 5/27/2016	145.97
<b><i>Warrants:</i></b>				
117934	05/11/2016	VIRGINIA ANDERSON	Taxi Voucher Refund	40.50
117935	05/11/2016	ANDERSONPENNA PARTNERS, INC.	Code Enforcement Services / April 2016	2,450.50
117936	05/11/2016	BALLIET, MICHAEL	Waste & Recycling Consulting Services / April - May 2016	1,615.00
117937	05/11/2016	IRWIN B BORNSTEIN, CPA	Financial Consulting Services / April 2016	2,040.00
117938	05/11/2016	CALIFORNIA YELLOW CAB	Taxi Voucher Services / March 2016	10,117.70
117939	05/11/2016	CITY OF ALISO VIEJO	Dairy Fork Constructed Wetland Project / July 2015 - April 2016	26,617.91
117940	05/11/2016	CITY OF LAGUNA BEACH	Animal Control & Shelter Services / May 2016	8,156.25
117941	05/11/2016	CIVIL SOURCE	Traffic & Engineering Services / March 2016	12,332.50
117942	05/11/2016	MARC DONOHUE	Administrative Services / March - April 2016	400.00
117943	05/11/2016	EL TORO WATER DISTRICT	Ridge Route Dog Park Irrigation / March 2016	20.76
117944	05/11/2016	SAUNDRA HAYES	Taxi Voucher Refund	25.00
117945	05/11/2016	KONE, INC.	City Hall Elevator Maintenance / May 2016	246.98
117946	05/11/2016	KONICA MINOLTA	Copier Lease / May 2016	483.84
117947	05/11/2016	LILLEY PLANNING GROUP	Building Official Services / April 2016	7,917.00
117948	05/11/2016	ROBERTA MOSES	Taxi Voucher Refund	25.00
117949	05/11/2016	NASRIN NAVAEI	Taxi Voucher Refund	12.00
117950	05/11/2016	NIEVES LANDSCAPE, INC.	Right of Way Landscape Maintenance / May 2016	10,725.41
117951	05/11/2016	ORANGE COUNTY REGISTER-NOTICES	Public Notices / April 2016	204.00
117952	05/11/2016	PEAK LIGHTING & ELECTRIC, INC.	Residential Streetlight Maintenance / April 2016	682.89
117953	05/11/2016	PROTEL COMMUNICATIONS, INC.	Telephone System Maintenance	179.00
117954	05/11/2016	SOUTHERN CALIFORNIA EDISON	Irrigation Controllers / April 2016	28.93
117955	05/11/2016	SOUTHERN CALIFORNIA EDISON	Residential Streetlights / April 2016	1,749.82
117956	05/11/2016	SOUTHERN CALIFORNIA EDISON	Traffic Signal Control / March - April 2016	856.07
117957	05/11/2016	SOUTHERN CALIFORNIA EDISON	Ridge Route Dog Park / April 2016	50.42
117958	05/11/2016	ROBERT ST. PIERRE	Taxi Voucher Refund	20.00
117959	05/11/2016	TEAM ONE MANAGEMENT	Janitorial Service / City Hall & Goods Exchange Event / April 2016	1,035.00
117960	05/11/2016	THE GAS COMPANY	City Hall Utilities / April 2016	35.25
117961	05/11/2016	WM CURBSIDE, LLC	HHW, Medication & Sharps Collection / April 2016	4,219.07
117962	05/18/2016	ALLIED MECHANICAL AIR SYS, INC.	City Hall HVAC Maintenance Services / October - December 2015	375.00

**CITY OF LAGUNA WOODS  
WARRANT REGISTER  
6/15/2016**

ITEM 6.3

Number	Date	Vendor Name	Description	Amount
117963	05/18/2016	ANDERSONPENNA PARTNERS, INC.	Code Enforcement Services / March 2016	2,552.00
117964	05/18/2016	AT&T	Telephone / 581-3974 / May 2016	101.86
117965	05/18/2016	AT&T	White Pages / May 2016	4.53
117966	05/18/2016	NORMA JEAN BAYER	Taxi Voucher Refund	60.00
117967	05/18/2016	CAA	Water Quality Consulting Services / April 2016	2,004.00
117968	05/18/2016	CALIFORNIA YELLOW CAB	Taxi Voucher Services / April 2016	13,772.00
117969	05/18/2016	CIVIL SOURCE	Building Inspection Services / March 2016	35,390.00
117970	05/18/2016	COPYFORCE	Printing Services - Building Permit Correction Notices	108.00
117971	05/18/2016	CSG CONSULTANTS, INC.	Plan Check Services / March 2016	2,932.50
117972	05/18/2016	DEPARTMENT OF JUSTICE	LiveScan / April 2016	32.00
117973	05/18/2016	GLD, INC.	Waste Diversion Deposit Refund	250.00
117974	05/18/2016	GOLDEN STATE OVERNIGHT	Courier Services / April 2016	16.45
117975	05/18/2016	GOVERNMENT FINANCE OFFICERS ASSOCIATION	Membership Dues / Senior Accountant / FY 2016-17	150.00
117976	05/18/2016	WILLIAM GRIFFIN	CDBG Consulting Services / March 2016	2,002.00
117977	05/18/2016	EVELINE HOFFMAN	Taxi Voucher Refund	12.00
117978	05/18/2016	JOSEPH HUBERMAN	Taxi Voucher Refund	50.00
117979	05/18/2016	MOLLY JUBY	Taxi Voucher Refund	50.00
117980	05/18/2016	LANGDON DEVELOPMENT LLC	Waste Diversion Deposit Refund	750.00
117981	05/18/2016	LILLEY PLANNING GROUP	Building Official Services / March 2016	1,170.00
117982	05/18/2016	MICHAEL BAKER INTERNATIONAL	General Plan Comprehensive Update / February 2016	3,073.75
117983	05/18/2016	ONISKO & SCHOLZ, LLP	Accounting Services / April 16-30, 2016	3,004.00
117984	05/18/2016	THERESA PAILMA	Partial Building Permit Refund	67.50
117985	05/18/2016	WALTER PETRULIS	Taxi Voucher Refund	20.00
117986	05/18/2016	SOCAL REHAB PROPERTY	Waste Diversion Deposit Refund	250.00
117987	05/25/2016	ANDERSONPENNA PARTNERS, INC.	Landscape Inspection Services / April 2016	4,907.75
117988	05/25/2016	AT&T	Telephone / 583-1105 / May 2016	18.11
117989	05/25/2016	CALIFORNIA JPIA	Pollution Liability Insurance Premium / FY 2016-17	1,453.00
117990	05/25/2016	CAPTIONING UNLIMITED	Closed Captioning / 5/18/16 City Council Meeting	300.00
117991	05/25/2016	CIVIL SOURCE	Building Inspection Services / April 2016	32,765.00
117991	05/25/2016	CIVIL SOURCE	Traffic & Engineering Services / February 2016	13,835.00
117992	05/25/2016	CSG CONSULTANTS, INC.	Plan Check Services / February & April 2016	6,385.00
117993	05/25/2016	DELTA DENTAL OF CALIFORNIA	Employee Benefits Program / June 2016	293.37
117994	05/25/2016	EL TORO WATER DISTRICT	Landscape Irrigation / April 2016	4,406.70
117995	05/25/2016	EL TORO WATER DISTRICT	Ridge Route Dog Park Irrigation / April 2016	23.55
117996	05/25/2016	EL TORO WATER DISTRICT	Fire Code Requirement - Backflow - City Hall / May 2016	28.00
117997	05/25/2016	EL TORO WATER DISTRICT	City Hall Water & Sewer Services / May 2016	112.72
117998	05/25/2016	HINDERLITER DELLAMAS	Sales and Use Tax Consulting Services / 2nd Quarter 2016	1,132.74
117999	05/25/2016	DERRIL KRIPKE	Taxi Voucher Refund	20.00
118000	05/25/2016	MANAGED HEALTH NETWORK	Employee Benefits Program / June 2016	14.63

**CITY OF LAGUNA WOODS  
WARRANT REGISTER  
6/15/2016**

ITEM 6.3

Number	Date	Vendor Name	Description	Amount
118001	05/25/2016	NIEVES LANDSCAPE, INC.	Landscape Maintenance Services	582.00
118002	05/25/2016	ONE WAY CONSTRUCTION	Waste Diversion Deposit Refund	250.00
118003	05/25/2016	ORKIN	Pest Control Services / May 2016	105.01
118004	05/25/2016	JEANNE PETERS	Taxi Voucher Refund	19.50
118005	05/25/2016	PRINCIPAL FINANCIAL GROUP	Long-Term Disability Insurance / June 2016	323.59
118006	05/25/2016	PROTEL COMMUNICATIONS, INC.	Telephone System Maintenance	179.00
118007	05/25/2016	RUTAN & TUCKER, LLP	Legal Services / February - March 2016	23,295.86
118008	05/25/2016	SOUTHERN CALIFORNIA EDISON	Irrigation Controller / April 2016	25.65
118009	05/25/2016	SOUTHERN CALIFORNIA EDISON	Right of Way / April 2016	2,156.01
118010	05/25/2016	ROBERT ST. PIERRE	Taxi Voucher Refund	20.00
118011	05/25/2016	STAPLES	General Office Supplies	229.49
118012	05/25/2016	STL LANDSCAPE, INC.	Santa Maria Avenue Bioswale Project	42,750.00
118013	05/25/2016	WAGE WORKS	125 Cafeteria Plan / April 2016	100.00
118014	06/01/2016	ATLAS HOME DESIGN	Waste Diversion Deposit Refund	250.00
118015	06/01/2016	CIRO CONTRUCTION	Waste Diversion Deposit Refund	250.00
118016	06/01/2016	CYNTHIA CONNERS	Auto Allowance / June 2016	300.00
118017	06/01/2016	COPYFORCE	Printing Services - Public Records Request	19.86
118018	06/01/2016	CORAZON ANDAYA	Waste Diversion Deposit Refund	250.00
118019	06/01/2016	HACK, BERT	Auto Allowance / June 2016	300.00
118020	06/01/2016	ROBERT NOEL HATCH	Auto Allowance / June 2016	300.00
118021	06/01/2016	THERESA HO	Taxi Voucher Refund	25.00
118022	06/01/2016	SHARI HORNE	Auto Allowance / June 2016	300.00
118023	06/01/2016	LEAVITT COMMUNICATIONS	Partial Building Permit Refund	20.00
118024	06/01/2016	PEAK LIGHTING & ELECTRIC, INC.	Residential Streetlight Maintenance / May 2016	682.89
118025	06/01/2016	SONITROL	City Hall Fire Monitoring / June 2016	64.38
118026	06/01/2016	SOUTHERN CALIFORNIA EDISON	City Hall Utilities / May 2016	1,143.75
118027	06/01/2016	SOUTHERN CALIFORNIA SHREDDING	Shredding Event Services / May 2016	800.00
118028	06/01/2016	IRENE TASTSUTA	Taxi Voucher Refund	26.00
118029	06/01/2016	VISION SERVICE PLAN OF AMERICA	Employee Benefits Program / June 2016	120.18
<b>Total Bank Debits and Warrants:</b>				<b><u><u>\$581,919.75</u></u></b>

**Credit Card Statement Detail / April 6 - May 5, 2016**

Jersey Mike's Subs Annual Volunteer Luncheon April 2016 / Food	266.90
Ayres Hotel Annual Volunteer Luncheon April 2016 / Room Rental	407.36
<b>Total Credit Cards:</b>	<b><u><u>674.26</u></u></b>

**Petty Cash Expenditure Detail**

Stater Bros Shredding Event May 2016 / Water	<u>4.74</u>
--	-------------

**TOTAL **\$582,598.75****

*This page is intentionally blank.*

**6.4**  
**BUILDING INSPECTION**  
**AND PERMIT COUNTER SERVICES**

*This page is intentionally blank.*



*This page is intentionally blank.*

**6.5**  
**BUILDING OFFICIAL SERVICES**

*This page is intentionally blank.*

**EXTENSION OF THE  
AGREEMENT FOR CONSULTANT SERVICES  
BETWEEN THE  
CITY OF LAGUNA WOODS  
AND  
LILLEY PLANNING GROUP  
FOR BUILDING OFFICIAL SERVICES**

This EXTENSION of the AGREEMENT FOR CONSULTANT SERVICES ("AGREEMENT") that was approved by the City Council on October 15, 2014 by and among the City of Laguna Woods, a California municipal corporation ("CITY") and Lilley Planning Group ("CONSULTANT"), is made and entered into this \_\_\_\_ day of \_\_\_\_\_ 2015 by and among CITY and CONSULTANT.

**WHEREAS**, the initial term of the AGREEMENT was for the period between October 1, 2014 and 11:59 p.m. on June 30, 2015; and

**WHEREAS**, the term of the AGREEMENT was previously extended for the period between July 1, 2015 and 11:59 p.m. on June 30, 2016; and

**WHEREAS**, the AGREEMENT allows for the term of the AGREEMENT to be extended upon written agreement of both parties to the AGREEMENT for any applicable mutually agreeable period through a maximum of 11:59 p.m. on June 30, 2020.

**NOW THEREFORE**, the parties amend the AGREEMENT as follows:

1. CITY and CONSULTANT hereby agree to an EXTENSION of the AGREEMENT for a period beginning on July 1, 2016 and ending at 11:59 p.m. on June 30, 2017 with no changes to the terms and conditions of the AGREEMENT.

**IN WITNESS WHEREOF**, the parties hereto have caused this EXTENSION to be executed the day and year first above written.

**CITY OF LAGUNA WOODS:**

By \_\_\_\_\_ Date \_\_\_\_\_  
Christopher Macon, City Manager

**CONSULTANT:**

By \_\_\_\_\_ Date \_\_\_\_\_  
\_\_\_\_\_

**APPROVED AS TO FORM:**

\_\_\_\_\_ Date \_\_\_\_\_  
David B. Cosgrove, City Attorney

*This page is intentionally blank.*

**6.6**  
**CERTIFIED ACCESS SPECIALIST (CASp)**  
**AND BUILDING PLAN REVIEW SERVICES**

*This page is intentionally blank.*



*This page is intentionally blank.*

**6.7**  
**CODE ENFORCEMENT SERVICES**

*This page is intentionally blank.*



*This page is intentionally blank.*

**6.8**  
**LANDSCAPE MAINTENANCE**  
**INSPECTION SERVICES**

*This page is intentionally blank.*



*This page is intentionally blank.*

**6.9**  
**WATER QUALITY SERVICES**

*This page is intentionally blank.*



*This page is intentionally blank.*

**6.10**

**ANIMAL CONTROL AND SHELTER SERVICES**

*This page is intentionally blank.*

AGREEMENT FOR ANIMAL CONTROL AND SHELTER SERVICES

THIS AGREEMENT, entered into this 1<sup>st</sup> day of July 2016, which date is enumerated for purposes of reference only, by and between the CITY OF LAGUNA BEACH, a municipal corporation, hereinafter referred to as “LAGUNA BEACH,” and the CITY OF LAGUNA WOODS, a municipal corporation, hereinafter referred to as “LAGUNA WOODS.”

WITNESSETH:

LAGUNA WOODS desires to contract with LAGUNA BEACH for the performance of the hereinafter-described animal control and animal shelter services.

LAGUNA BEACH is willing and able to render such services on the terms and conditions hereinafter set forth.

NOW THEREFORE, IT IS MUTUALLY AGREED as follows:

1. TERM

- A. This Agreement shall become effective on July 1, 2016, and continue in effect for a period of twenty-four months ending on June 30, 2018 unless otherwise terminated as described in paragraph 2.

2. TERMINATION

- A. Either party may terminate this Agreement without cause by providing written notice of said termination to the other party. The written notice of termination must be given at least six (6) months in advance of the effective date of the termination.

3. SERVICES

- A. LAGUNA BEACH agrees to provide animal control services within the corporate limits of LAGUNA WOODS. The level of animal control and shelter services to be provided under this Agreement are enumerated below. Services provided by LAGUNA BEACH shall include the enforcement of State statutes and Municipal Code sections deemed applicable to LAGUNA WOODS by LAGUNA BEACH. LAGUNA BEACH will not be obligated to enforce any ordinances adopted by LAGUNA WOODS except those adopted in compliance with Paragraph 5 of this Agreement and ordinances pertaining to spay, neutering, and number of animals permitted. Services shall be provided in the following categories:

- 1) **FIELD SERVICES:** LAGUNA BEACH shall be responsible for and provide all animal control field services in LAGUNA WOODS. Field services shall generally be provided seven days a week, 365 days a year, between the hours of 6:00 a.m. and 4:00 p.m. and as late as 6:00 p.m. when overlapping staff are available. Calls for service will be dispatched and handled based first on priority and then as they were received. Field service activities shall include, but are not, at the discretion of the LAGUNA BEACH Animal Services staff, limited to: impounding and/or capture of stray dogs; impounding of unattended dogs or cats due to death or illness of the owner where a family member or other person is not available; pick up or disposal of injured raccoons, opossums, deer, bobcats, coyotes, mountain lions; transportation of all injured impounded animals to appropriate medical treatment; conduct cruelty investigations; bite investigations; chronic barking dog complaints; manage and conduct quarantine activities; enforcement of state laws and local ordinances and issuance of citations; impounding of dead animals for disposal; and public information and education services regarding barking dogs, wildlife or other animal concerns.

While LAGUNA BEACH intends to maintain routine coverage of two animal services officers each day in LAGUNA BEACH, LAGUNA WOODS accepts and understands that the animal services officers are limited in number, and as employees, routinely take leave in the form of vacation, sick, holidays, "Family Leave" as set forth in the Family Leave Act, and all other local, state and federally protected leave. During such periods of leave, the ability of LAGUNA BEACH to respond to calls in a timely manner may be significantly impacted. LAGUNA WOODS also accepts and understands that an animal services officer's position may become vacant which will also affect the ability of LAGUNA BEACH to respond to calls in a timely manner. In either event, calls for service will be dispatched and handled based first on priority and then as they were received.

- 2) **TELEPHONIC SERVICES:** LAGUNA BEACH staff will be available to receive calls for service seven days a week, twenty-four hours a day, 365 days a year. LAGUNA BEACH Animal Services staff will take or return calls during the hours when field staff is available to provide advice and/or referrals to members of the community of LAGUNA WOODS for the proper handling and/or disposal of feral cats, rats, mice, rabbits, gophers, squirrels, insects, spiders or other "vector" species.
- 3) **SPECIAL SERVICES:** LAGUNA BEACH shall be responsible for and provide all pet licensing and license renewal, canvassing, and animal facility licensing and inspection in LAGUNA WOODS. New license applications shall be made available at Laguna Woods City Hall, the Laguna Beach Animal Shelter, and in the field through routine contact

with Animal Services Officers. Pet License renewals shall be processed and issued by mail through the existing renewal process, or in person at the Laguna Beach Animal Shelter. LAGUNA BEACH will process renewals and answer telephone and in-person questions regarding licensing requirements. LAGUNA BEACH shall periodically canvass LAGUNA WOODS residences, as appropriate, to locate and license unlicensed dogs.

Some animal-related businesses in LAGUNA WOODS will be inspected annually as required by law and in response to any complaints to assure that facilities meet required laws and standards. LAGUNA BEACH shall provide advance notification of such inspections to LAGUNA WOODS, and will advise LAGUNA WOODS of any violations and/or enforcement action taken.

A low cost vaccination clinic will be coordinated and conducted once a year. The clinic will be located at the Laguna Beach Animal Shelter at 20612 Laguna Canyon Road, or at another appropriate location within the City of Laguna Woods

- 4) SHELTER SERVICES: LAGUNA BEACH shall be responsible for and provide animal shelter services to LAGUNA WOODS. Services shall be provided at the Laguna Beach Animal Shelter, 20612 Laguna Canyon Road, Laguna Beach. The shelter will be open to the public to locate lost pets or for pet adoption seven days per week, except holidays. Public hours may vary from day to day, but shall generally be between 11 a.m. and 4 p.m.

LAGUNA BEACH agrees to maintain its animal shelter in a humane manner and keep said premises in a clean condition at all times in accordance with policies and the budget approved by LAGUNA BEACH for the shelter, and that all services furnished by it hereunder shall be in accordance with the laws of the State of California, and that it will give required notices and use humane methods of care and destruction of any animal coming under its jurisdiction pursuant to its policies.

After review by the Evaluation Committee, vicious or seriously sick or injured domestic animals may be euthanized by lethal injection.

- B. LAGUNA WOODS understands that while the cost of the services provided were originally based on the salary and benefits of one full-time Animal Services Officer, LAGUNA BEACH is entering into the agreement with the expectation that the actual field services provided should not exceed 1250 hours annually. LAGUNA WOODS understands that the expense of operating the entire Animal Services program also includes but is not limited to

the operation of the Animal Shelter facility, medical treatment of animals, animal disposal, police communications, administration, management, supervision, report preparation, court testimony, ongoing training, and driving time between the two cities.

- C. LAGUNA WOODS agrees to maintain all animal service related fees and license fees equal to the fee schedule of LAGUNA BEACH.
- D. LAGUNA WOODS understands that all revenues generated through licensing, fines, penalties, and fees generated through the activities and actions described in this agreement will not be reimbursed to LAGUNA WOODS. Such revenues will be used to offset the variable costs of setting up the licensing records of all licensed dogs, printing of related forms, notices, documents, tags, and care and feeding of impounded animals.
- E. LAGUNA BEACH shall furnish and supply all necessary labor, supervision, equipment and supplies to provide the services described in this Agreement. In all instances wherein special supplies, stationery, notices, forms and the like are issued in the name of LAGUNA WOODS, the same shall be supplied by LAGUNA WOODS at its own expense subject to approval by LAGUNA WOODS.
- F. The method by which services are provided, the standard of performance, any other matters incidental to the performance of such services, and the control of personnel so employed, shall be determined by LAGUNA BEACH. In the event of a dispute between the parties as to the extent of the duties and functions to be provided hereunder, or the level and manner of such services, the parties shall meet in good faith to resolve their differences. In the event of an impasse, the decision of the City Manager of LAGUNA BEACH shall be final.
- G. To facilitate the performance of services hereunder, LAGUNA BEACH shall have full cooperation and assistance from LAGUNA WOODS, its officers, agents and employees.
- H. If agreeable to both parties, additional services may be rendered by LAGUNA BEACH and paid for by LAGUNA WOODS. Additional services must be approved in writing by LAGUNA WOODS.
- I. The Laguna Beach Animal Shelter is under the direct supervision of the Laguna Beach Police Department. Complaints, concerns,

and problems may be directed to the on-duty Police Department Watch Commander, Animal Shelter Manager, or Animal Services Manager (or other Police Department Supervisor or Management level employee.)

- J. LAGUNA WOODS shall be responsible for negotiating, managing and paying for any contracts entered into with a private service provider to handle the abatement of coyotes, mountain lions, or any other non-domesticated animals that are deemed to be causing a nuisance.

#### 4. STATUS OF CONTRACTOR

Although the services herein described are municipal functions, all persons employed by LAGUNA BEACH to provide said services shall be LAGUNA BEACH employees; no person employed hereunder shall have the right to any LAGUNA WOODS pension or civil service status. When performing services under this Agreement and for the purpose of giving official status to the performance therefor where necessary, but not for the purpose of liability or indemnification, every LAGUNA BEACH officer or employee shall be deemed to be an officer or agent of LAGUNA WOODS.

#### 5. CONFORMITY OF LAWS OR REGULATIONS

- A. Notwithstanding anything to the contrary herein contained, this Agreement shall terminate at any time that LAGUNA WOODS fails to enact, and to maintain in full force and effect an ordinance substantially the same as the provisions of Title 6 of the LAGUNA BEACH Municipal Code, and other regulations presently adopted by the LAGUNA BEACH City Council concerning animal control, including those which relate to fees. This Agreement shall also terminate if LAGUNA WOODS does not enact the same amendments to its Municipal Code as those adopted by LAGUNA BEACH City Council regarding animal control within sixty (60) days after a request to do so by LAGUNA BEACH'S City Manager. The LAGUNA BEACH City Manager, acting on behalf of LAGUNA BEACH, may use discretion and need not request LAGUNA WOODS to adopt amendments, which do not apply to LAGUNA WOODS.
- B. LAGUNA WOODS agrees to take all actions and adopt and approve such ordinances, resolution or other regulations necessary to enable LAGUNA BEACH personnel to enforce the ordinances and laws within the corporate jurisdiction of LAGUNA WOODS.

6. PREPARATION OF ANNUAL BUDGET

LAGUNA BEACH assumes all responsibility for the preparation of the Animal Services budget for Fiscal Year 2016-2017, and the budget for all successive fiscal years for which this Agreement remains in effect.

7. PREPARATION OF STATISTICAL REPORTS

LAGUNA BEACH will prepare and provide statistical information to LAGUNA WOODS on a monthly basis containing information on all animal services related calls for service in LAGUNA WOODS received by the LAGUNA BEACH Police Communications Center; and all Animal Shelter related services provided to LAGUNA WOODS (e.g. licensing, permitting, and numbers of animals, duration held, and disposition).

LAGUNA BEACH will assist and provide LAGUNA WOODS with special requests for information either on specific calls, special statistical information, or other similar requests as is reasonably available through the Police Department computerized dispatching system and Animal Shelter records.

8. PAYMENTS

A. BASIS FOR PAYMENT

LAGUNA WOODS shall pay LAGUNA BEACH for the actual costs of providing animal control and animal shelter services to the area located within LAGUNA WOODS.

B. PAYMENT METHOD

- (1) In consideration for the animal control, transition costs, and shelter services provided by LAGUNA BEACH during the term of the Agreement, LAGUNA WOODS shall make a Fiscal Year 2016-2017 Payment to LAGUNA BEACH in the amount of \$96,516, and a Fiscal Year 2017-2018 Payment to LAGUNA BEACH in the amount of \$100,377.
- (2) The 2016-2017 Fiscal Year Payment shall be paid to LAGUNA BEACH in monthly installments, each payment equal to \$8,043.00 or one-twelfth (1/12) of the total Provisional Payment for the 2016-2017 Fiscal Year. The first payment is due on July 30, 2016, and subsequent monthly payments shall be due on the 30<sup>th</sup> of each calendar

month thereafter, with the last payment due on June 30, 2017. The 2017-2018 Fiscal Year Payment shall be paid to LAGUNA BEACH in monthly installments, each payment equal to \$8,364.75 or one-twelfth (1/12) of the total Provisional Payment for the 2017-2018 Fiscal Year. The first payment is due on July 30, 2017, and subsequent monthly payments shall be due on the 30<sup>th</sup> of each calendar month thereafter, with the last payment due on June 30, 2018.

- (3) If a payment is not received by LAGUNA BEACH within thirty (30) days after the due date, LAGUNA BEACH may cease providing any further service under this Agreement with LAGUNA WOODS and may satisfy the indebtedness in any manner prescribed by law.
- (4) LAGUNA WOODS shall not be called upon to assume any liability for (1) the direct payment of any salaries, wages or other compensation to any LAGUNA BEACH personnel performing services pursuant to this Agreement, (2) any liability for any LAGUNA BEACH employee for injury or sickness arising out of his or her employment while performing services pursuant to this Agreement: provided, however, the costs of such liabilities described in this subparagraph shall be considered expenditures for the Animal Services program and shall be allocated pursuant to the terms of Paragraph 8C of this Agreement.

C. DETERMINATION OF COST OF SERVICES

- (1) LAGUNA BEACH shall use the salary and benefits of one full-time Animal Services Officer to determine the Actual Cost of the animal control and shelter services provided to LAGUNA WOODS for each fiscal year during the term of this Agreement. This figure will be adjusted annually to reflect any changes in those salary or benefits such as a negotiated salary increase.

D. FEE REVENUE

- (1) LAGUNA BEACH shall receive all cooperation possible from LAGUNA WOODS to enable efficient enforcement of fee collection. LAGUNA BEACH shall retain all fees and revenue derived from the enforcement of the LAGUNA WOODS ordinances pertaining to the animal control services provided by LAGUNA BEACH.

- (2) LAGUNA BEACH agrees to keep and make available to LAGUNA WOODS a record of all license revenue collected from residents of LAGUNA WOODS, and all fee revenue generated from animals received from LAGUNA WOODS residents or impounded within the corporate limits of LAGUNA WOODS.

9. CONSULTATION

LAGUNA BEACH agrees to consult with LAGUNA WOODS during the consideration of, and prior to any final decision and/or implementation of the following:

- A. Any proposed change in the level of service, staffing, days or hours of operation of field services, special services or shelter services.
- B. Any proposal to offer or contract for the provision of animal control and shelter services to another public agency.
- C. Any proposed change to LAGUNA BEACH ordinances, regulations, and fees concerning animal control services that LAGUNA BEACH would propose be adopted by LAGUNA WOODS.

10. RECORDS

All records created or received by LAGUNA BEACH in accordance with this Agreement shall be LAGUNA BEACH records. LAGUNA BEACH agrees to keep such books and records in such form and manner as specified in the Municipal Code. Said Books shall be open for examination by LAGUNA WOODS at all reasonable times.

11. ALERTION OF TERMS

This Agreement fully expresses all understandings of LAGUNA BEACH and LAGUNA WOODS with respect to the subject matter of this Agreement, and shall constitute the total Agreement between the parties for these purposes. No addition to, or alteration of, the terms of this agreement shall be valid unless made in writing, formally approved and executed by duly authorized agents of both parties.

## 12. INDEMNIFICATION

LAGUNA WOODS agrees to and shall defend, indemnify and hold LAGUNA BEACH, its elected officials, officers, agents and employees harmless from any and all claims actions and judgments for injury, loss or damage arising out of or resulting from the performance of services by LAGUNA BEACH under this Agreement in or for the benefit of LAGUNA WOODS; provided however, this obligation shall not apply where the alleged injury, loss or damage arises out of or results from an act or omission of LAGUNA BEACH personnel not within the scope of employment or an act or omission constituting actual fraud, corruption or actual malice.

LAGUNA BEACH agrees to and shall defend, indemnify and hold LAGUNA WOODS, its elected officials, officers, agents and employees harmless from any and all claims actions and judgments for injury, loss or damage arising out of or resulting from the performance of services by LAGUNA BEACH under this Agreement in or for the benefit of LAGUNA WOODS; provided however, this obligation shall not apply where the alleged injury, loss or damage arises out of or results from the enactment and maintenance by LAGUNA WOODS of the ordinance and regulations required under Section 5 of this Agreement; and provided further, however, this obligation shall not apply where the alleged injury, loss or damage arises out of or results from an act or omission of LAGUNA WOODS personnel not within the scope of employment or an act or omission constituting actual fraud, corruption or actual malice.

## 13. BREACH OF AGREEMENT

If either LAGUNA BEACH or LAGUNA WOODS defaults in the performance of the terms or conditions of the Agreement, it shall have thirty (30) days after service upon it of a written notice of default in which to cure the default by rendering satisfactory performance. In the event that a party fails to cure its default within such period of time, the other party shall have the right, notwithstanding any other provision of this Agreement, to terminate this Agreement without further notice and without prejudice to any other remedy to which it may be entitled at law, inequity, or under this Agreement. The failure of either party to object to any default in the performance of the terms and conditions of this Agreement shall not constitute a waiver of either the term or condition, or of any other term or condition of this Agreement.



IN WITNESS WHEREOF, the City of Laguna Beach by motion duly adopted by its City Council caused this Agreement to be signed by its City Manager and attested by its City Clerk, and the City of Laguna Woods, by motion duly adopted by its City Council caused this Agreement to be signed by its City Manager and attested by its City Clerk, to become effective on the day first above written.

IN WITNESS WHEREOF, the parties hereto have executed this Agreement.

DATED: \_\_\_\_\_

DATED: \_\_\_\_\_

By: \_\_\_\_\_  
CHRISTOPHER MACON  
Laguna Woods City Manager

By: \_\_\_\_\_  
JOHN PIETIG  
Laguna Beach City Manager

DATED: \_\_\_\_\_

DATED: \_\_\_\_\_

By: \_\_\_\_\_  
YOLIE TRIPPY  
Laguna Woods Deputy City Clerk

By: \_\_\_\_\_  
LISETTE CHEL  
Laguna Beach City Clerk

DATED: \_\_\_\_\_

DATED: \_\_\_\_\_

By: \_\_\_\_\_  
DAVID B. COSGROVE  
Laguna Woods City Attorney

By: \_\_\_\_\_  
PHILIP D. KOHN  
Laguna Beach City Attorney

*This page is intentionally blank.*

**6.11**  
**PAVEMENT MANAGEMENT PLAN**

*This page is intentionally blank.*

**JUNE 2016**

# **CITY OF LAGUNA WOODS**



## **PAVEMENT MANAGEMENT PLAN**

**Fiscal Years 2016-17 through 2022-23**



**PAVEMENT MANAGEMENT PLAN  
CITY OF LAGUNA WOODS**

**June 2016**

**Prepared By**

**CivilSource, Inc.**

## EXECUTIVE SUMMARY

The City of Laguna Woods (City) uses pavement management software to manage its street network and comply with Measure M eligibility requirements. MicroPAVER was used to develop this Pavement Management Plan.

The City's entire street network (approximately 10.7 centerline miles across 49 pavement sections) was surveyed to develop this pavement management plan. The surveys for the May 2016 update were completed in January 2016 and recorded in MicroPAVER. The following table summarizes the lengths and area of the City's street network.

*Laguna Woods Street Network Summary*

Network ID	Branch ID	Street Name	Sections	Miles	Area (SF)
LW 2014	C080001	El Toro Road	22	4.92	1,154,622
LW 2014	C080002	Moulton Parkway	14	3.37	721,443
LW 2014	C080003	Ridge Route Drive	1	0.07	7,350
LW 2014	C080004	Santa Maria Avenue	12	2.35	379,412
<b>Total</b>			<b>49</b>	<b>10.71</b>	<b>2,262,827</b>

All roadways within the City's street network are classified as Master Plan of Arterial Highways (MPAH) roadways.

As of January 2016, the overall condition of the City's street network is "very good," with an average Pavement Condition Index (PCI) of **90.59**.

As of January 2016, the following pavement sections were rated at a PCI below 80, which is considered the lower half of "good" condition:

- Eastbound El Toro Road between Avenida Sevilla and Paseo De Valencia  
PCI of 76
- Westbound El Toro Road between Avenida Sevilla and Paseo De Valencia  
PCI of 78
- Eastbound El Toro Road between Avenida Sevilla and Lutheran Church of the Cross  
PCI of 79
- Westbound El Toro Road between St. Nicholas Catholic Church and Avenida Sevilla  
PCI of 78

Several potential work plans have been developed to demonstrate the effect of various funding scenarios on the condition of the City's street network over the next seven years.

**Existing Budget Scenario:**

The Existing Budget Scenario assumes targeted maintenance focused on improving the four pavement sections of El Toro Road with a PCI below 80 in fiscal years 2016-17, 2017-18 and 2018-19; and slurry sealing Ridge Route Drive in Fiscal Year 2020-22. The estimated funding commitment over seven fiscal years would be \$1,390,000.

*Projected Annual PCI Condition under Existing Budget Scenario*

Fiscal Year Starting	Jul-16	Jul-17	Jul-18	Jul-19	Jul-20	Jul-21	Jul-22
Funding Level	\$150K	\$150K	\$210K	\$245K	\$240K	\$225K	\$170K
<b>All</b>	<b>90.55</b>	<b>89.40</b>	<b>88.86</b>	<b>88.82</b>	<b>88.01</b>	<b>87.52</b>	<b>86.51</b>

**Funding Level of \$500,000 Scenario:**

The Funding Level of \$500,000 Scenario assumes the availability of up to \$500,000 for maintenance per fiscal year. Due to the scope and cost of work required, amounts less than \$500,000 are required under such a scenario, in certain fiscal years. The estimated funding commitment over seven fiscal years would be \$1,580,000.

*Projected Annual PCI Condition under Funding Level of \$500,000 Scenario*

Fiscal Year Starting	Jul-16	Jul-17	Jul-18	Jul-19	Jul-20	Jul-21	Jul-22
Funding Level	\$485K	\$425K	\$210K	\$60K	\$10K	\$375K	\$15K
<b>All</b>	<b>92.78</b>	<b>93.34</b>	<b>92.65</b>	<b>91.09</b>	<b>89.09</b>	<b>89.14</b>	<b>87.18</b>

**Funding Level to Maintain PCI of 85 Scenario:**

The Funding Level to Maintain PCI of 85 Scenario assumes regular maintenance resulting in an average PCI of 85 on every roadway in every fiscal year. The estimated funding commitment over seven fiscal years would be \$1,350,000.

*Projected Annual PCI Condition under Funding Level to Maintain PCI of 85 Scenario*

Fiscal Year Starting	Jul-16	Jul-17	Jul-18	Jul-19	Jul-20	Jul-21	Jul-22
Funding Level	\$205K	\$210K	\$215K	\$205K	\$200K	\$200K	\$115K
<b>All</b>	<b>91.23</b>	<b>90.66</b>	<b>90.12</b>	<b>89.34</b>	<b>88.34</b>	<b>87.84</b>	<b>86.66</b>

## **Conclusion:**

It is recommended that the City Council budget for pavement maintenance using one of the scenarios outlined in this Pavement Management Plan. An average budget, per fiscal year, in the range of \$193,000 to \$226,000 (estimated as of May 2016 and subject to design and bidding) would maintain the City's street network in "very good" condition with no backlog of unfunded pavement rehabilitation, restoration, or reconstruction needs.

It is recommended that the City Council consider prioritizing funding the rehabilitation of both directions of El Toro Road between Paseo de Valencia and the Lutheran Church of the Cross/St. Nicholas Catholic Church as follows:

- Fiscal Year 2016-17: Eastbound El Toro Road between Avenida Sevilla and Paseo De Valencia. The project cost is approximately \$150,000.
- Fiscal Year 2017-18: Westbound El Toro Road between Avenida Sevilla and Paseo De Valencia. The project cost is approximately \$150,000.
- Fiscal Year 2018-19: Eastbound El Toro Road between Avenida Sevilla and Lutheran Church of the Cross. The project cost is approximately \$105,000.
- Fiscal Year 2018-19: Westbound El Toro Road between St. Nicholas Catholic Church and Avenida Sevilla. The project cost is approximately \$105,000.
- Fiscal Year 2021-22: Eastbound Ridge Route Drive between Moulton Parkway and Ridge Route Linear Park. The project cost is approximately \$15,000.

Rehabilitation would consist of the removal of deteriorated pavement and a surface seal of crack sealant and rubberized slurry along the full pavement width.

## **City Engineer's Certification:**

I, the undersigned, hereby certify that this Pavement Management Plan was developed using MicroPAVER, conforming to American Society for Testing and Materials (ASTM) Standard D6433, and contains, at a minimum, all of the elements required by the Orange County Transportation Authority's Countywide Pavement Management Plan Guidelines.

---

M. Akram Hindiyeh, PE, TE  
City Engineer/City Traffic Engineer  
City of Laguna Woods

## PAVEMENT MANAGEMENT PLAN

As described in the Orange County Transportation Authority’s (OCTA) Countywide Pavement Management Plan Guidelines (January 2016), a pavement management plan “is a plan to manage the preservation, rehabilitation, and maintenance of paved roads by analyzing pavement life cycles, assessing overall system performance costs, and determining alternative strategies and costs necessary to improve paved roads.”

In order to remain eligible for Measure M funds, the City is required to update its pavement management plan on a biennial basis. For countywide consistency, OCTA requires that pavement management plans be developed using either MicroPAVER or StreetSaver software. The City used StreetSaver until 2010, when it converted to MicroPAVER. Both programs are similar and rate pavement on a Pavement Condition Index (PCI) scale.

*Pavement Condition Index (PCI) Scale*

PCI Range	Pavement Quality	Pavement Conditions
86-100	Very Good	The pavement is new or almost new; it is structurally sound. It will not require significant improvement for some time.
76-85	Good	The pavement is in good shape but has some surface defects; it is generally structurally sound. It will require some routine maintenance, over the next few years.
61-75	Fair	The pavement has a number of defects such as cracking, raveling, patching, etc.; it is beginning to become structurally deficient. It will require immediate maintenance or repair.
41-60	Poor	The pavement has significant defects such as major cracking, significant surface distortions; it is structurally deficient. It requires immediate rehabilitation or reconstruction.
0-40	Very Poor	The pavement has major defects; it is structurally inadequate. It requires major rehabilitation or reconstruction.

CivilSource, Inc. has updated the City’s pavement management plan since 2014. For the current update, the City’s entire street network (approximately 10.7 centerline miles across 49 pavement sections) was surveyed via visually inspected by CivilSource, Inc. personnel in January 2016 and subsequently recorded in MicroPAVER.

The basic steps involved in updating the pavement management plan include:

1. Inventory and identification of the types of street pavement in the City
2. Determination of the current condition of the City's streets by visual inspection
3. Identification of budget needs for the present time and for future years
4. Recommendations for future maintenance and rehabilitation based on constrained funding and maintenance and preservation goals

The following table summarizes the lengths and area of the City's street network:

*Laguna Woods Street Network Summary*

Network ID	Branch ID	Street Name	Sections	Miles	Area (SF)
LW 2014	C080001	El Toro Road	22	4.92	1,154,622
LW 2014	C080002	Moulton Parkway	14	3.37	721,443
LW 2014	C080003	Ridge Route Drive	1	0.07	7,350
LW 2014	C080004	Santa Maria Avenue	12	2.35	379,412
<b>Total</b>			<b>49</b>	<b>10.71</b>	<b>2,262,827</b>

The City's street network contains approximately 10.71 centerline miles and measures approximately 2.26 million square feet. The total cost to replace the City's street network is estimated at \$13.5 million. All roadways within the City's street network are classified as Master Plan of Arterial Highways (MPAH) roadways.

Although pavement management plans can produce annual project selection guidelines and budget recommendations, they are only a general management tool and are not intended to replace sound engineering judgment. Project selection should not be made solely based on the results of the pavement management plan.

It is important to note that the budget estimates contained in this pavement management plan include the estimated costs for engineering design, construction management, and inspection in addition to the cost for the physical construction of the pavement. The cost of miscellaneous repairs during street rehabilitation, such as sidewalks, curb, and gutter repair and handicapped ramp repairs, are not included in budget estimates.

**Current Pavement Condition:**

In this pavement management plan, current pavement condition is represented on a Pavement Condition Index (PCI) that uses a scale of 0-100 to rate pavement with 0 being the worst, or unusable, and 100 being the best, or new pavement.

As of January 2016, the overall condition of the City’s street network is “very good,” with an average Pavement Condition Index (PCI) of 90.59.

*Laguna Woods Existing PCI Summary*

Street Name	PCI as of January 2016
El Toro Road	87.01
Moulton Parkway	94.56
Ridge Route Drive	95.00
Santa Maria Avenue	93.85
<b>Average</b>	<b>90.59</b>

As of January 2016, the following pavement sections were rated at a PCI below 80, which is considered the lower half of “good” condition:

- Eastbound El Toro Road between Avenida Sevilla and Paseo De Valencia  
PCI of 76
- Westbound El Toro Road between Avenida Sevilla and Paseo De Valencia  
PCI of 78
- Eastbound El Toro Road between Avenida Sevilla and Lutheran Church of the Cross  
PCI of 79
- Westbound El Toro Road between St. Nicholas Catholic Church and Avenida Sevilla  
PCI of 78

**Current Pavement Preservation and Rehabilitation Strategies:**

The City currently has two methods of pavement preservation and rehabilitation. As a preventative measure, a surface seal consisting of crack sealant and rubberized slurry is used on street sections within the PCI range of 76 to 85. When street sections reach a PCI in the range of 41 to 75, pavement rehabilitation is performed, consisting of grinding off one to two inches of the existing pavement surface and applying a new Asphalt Rubber Hot Mix (ARHM) surface. Project selection should consider additional factors beyond the PCI range including, but not limited to, sound engineering judgement.

**Work Plans:**

Following the completion of the multi-year Moulton Smart Street Project, in-lane roadway construction was minimized during fiscal years 2014-15 and 2015-16. The following work plans have been developed to demonstrate the effect of various funding scenarios on the condition of the City’s street network over the next seven years.

Existing Budget Scenario:

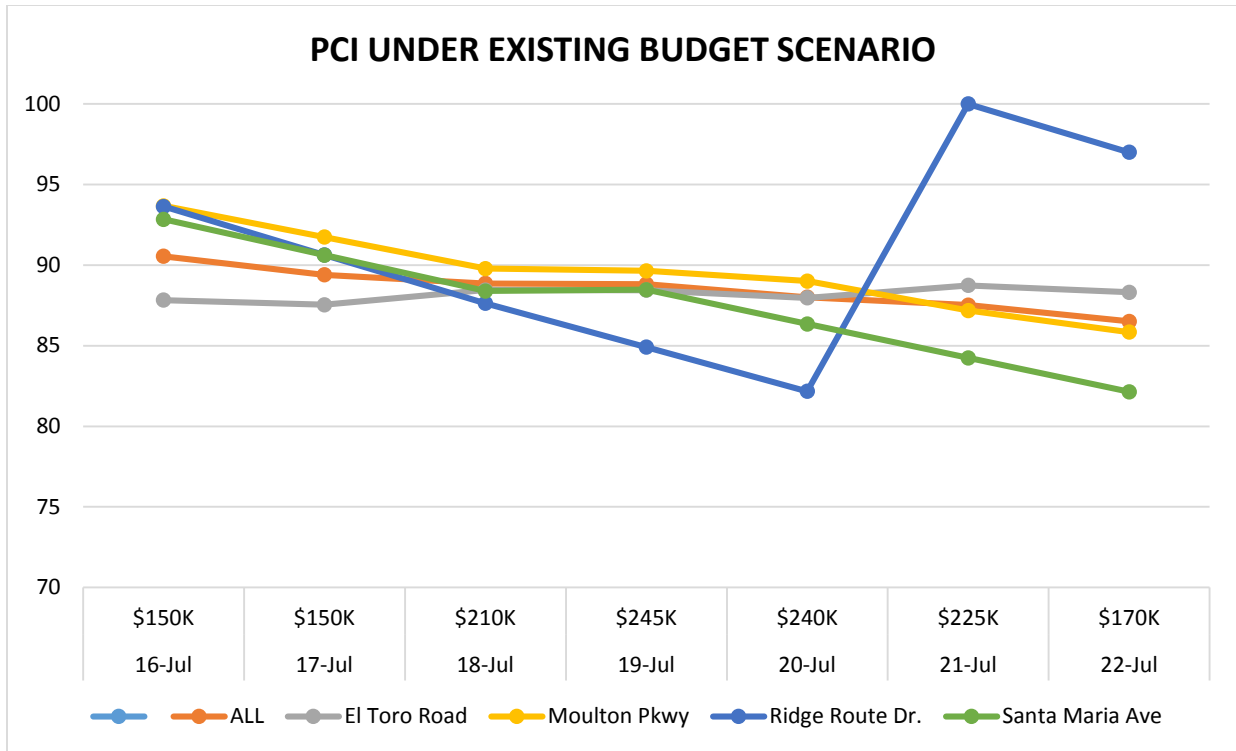
The Existing Budget Scenario assumes targeted maintenance focused on improving the four pavement sections of El Toro Road with a PCI below 80 in fiscal years 2016-17, 2017-18 and 2018-19; and slurry sealing Ridge Route Drive in Fiscal Year 2020-22. The estimated funding commitment over seven fiscal years would be \$1,390,000.

- Fiscal Year 2016-17: Eastbound El Toro Road between Avenida Sevilla and Paseo De Valencia. The project cost is approximately \$150,000.
- Fiscal Year 2017-18: Westbound El Toro Road between Avenida Sevilla and Paseo De Valencia. The project cost is approximately \$150,000.
- Fiscal Year 2018-19: Eastbound El Toro Road between Avenida Sevilla and Lutheran Church of the Cross. The project cost is approximately \$105,000.
- Fiscal Year 2018-19: Westbound El Toro Road between St. Nicholas Catholic Church and Avenida Sevilla. The project cost is approximately \$105,000.
- Fiscal Year 2021-22: Eastbound Ridge Route Drive between Moulton Parkway and Ridge Route Linear Park. The project cost is approximately \$15,000.

Rehabilitation would consist of the removal of deteriorated pavement and a surface seal of crack sealant and rubberized slurry along the full pavement width.

*Projected Annual PCI Condition under Existing Budget Scenario – Detail*

FY starting	Jul-16	Jul-17	Jul-18	Jul-19	Jul-20	Jul-21	Jul-22
Funding Level	\$150K	\$150K	\$210K	\$245K	\$240K	\$225K	\$170K
ALL	90.55	89.40	88.86	88.82	88.01	87.52	86.51
MPAH Arterials	90.55	89.40	88.86	88.82	88.01	87.52	86.51
El Toro Road	87.83	87.54	88.45	88.44	87.97	88.74	88.31
Moulton Pkwy	93.67	91.74	89.78	89.64	89.01	87.18	85.84
Ridge Route Dr.	93.63	90.63	87.63	84.91	82.17	100.00	97.00
Santa Maria Ave.	92.84	90.62	88.39	88.47	86.35	84.24	82.14



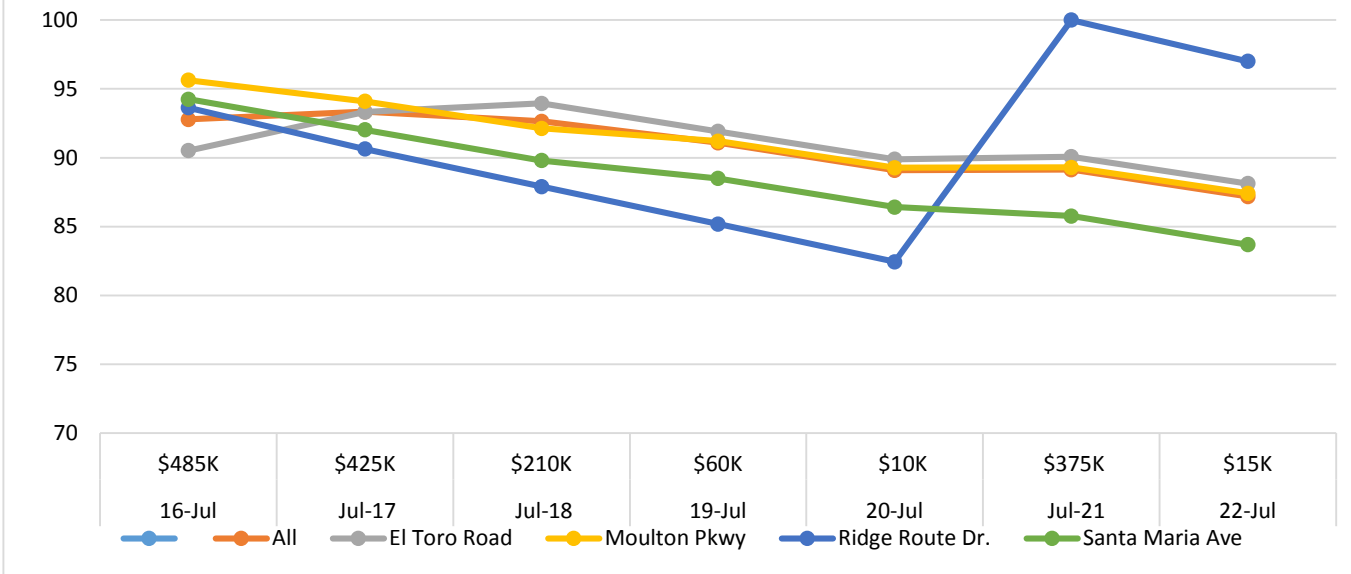
**Funding Level of \$500,000 Scenario:**

The Funding Level of \$500,000 Scenario assumes the availability of up to \$500,000 for maintenance per fiscal year. Due to the scope and cost of work required, amounts less than \$500,000 are required under such a scenario, in certain fiscal years. The estimated funding commitment over seven fiscal years would be \$1,580,000.

*Projected Annual PCI Condition under Funding Level of \$500,000 Scenario – Detail*

FY Starting	Jul-16	Jul-17	Jul-18	Jul-19	Jul-20	Jul-21	Jul-22
Funding Level	\$485K	\$425K	\$210K	\$60K	\$10K	\$375K	\$15K
All	92.78	93.34	92.65	91.09	89.09	89.14	87.18
El Toro Road	90.52	93.32	93.95	91.91	89.89	90.08	88.12
Moulton Pkwy	95.63	94.10	92.13	91.20	89.28	89.30	87.42
Ridge Route Dr.	93.63	90.63	87.90	85.18	82.44	100.00	97.00
Santa Maria Ave.	94.25	92.03	89.80	88.50	86.42	85.77	83.68

### PCI UNDER FUNDING LEVEL OF \$500,000 SCENARIO

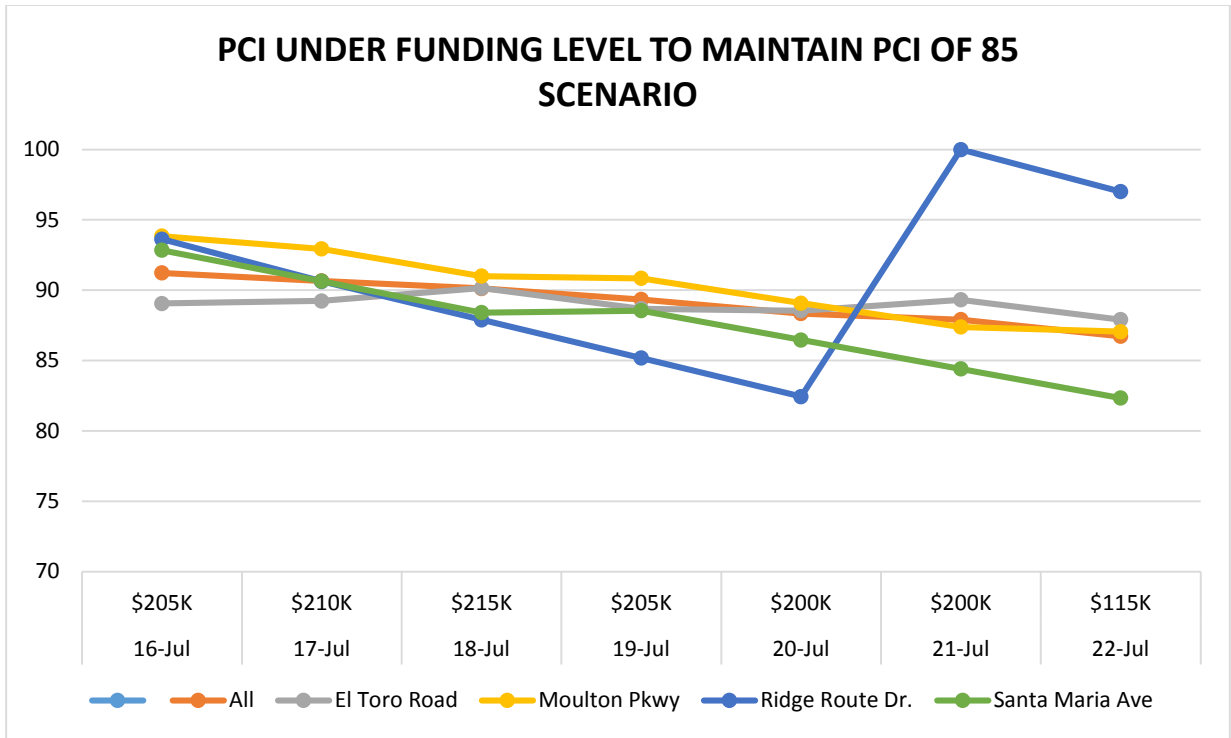


#### Funding Level to Maintain PCI of 85 Scenario:

The Funding Level to Maintain PCI of 85 Scenario assumes regular maintenance resulting in an average PCI of 85 on every roadway in every fiscal year. The estimated funding commitment over seven fiscal years would be \$1,350,000.

#### *Projected Annual PCI Condition under Funding Level to Maintain PCI of 85 Scenario - Detail*

FY Starting	Jul-16	Jul-17	Jul-18	Jul-19	Jul-20	Jul-21	Jul-22
Funding Level	\$205K	\$210K	\$215K	\$205K	\$200K	\$200K	\$115K
All	91.23	90.66	90.12	89.34	88.34	87.91	86.73
El Toro Road	89.06	89.24	90.15	88.68	88.54	89.32	87.91
Moulton Pkwy	93.84	92.93	91.00	90.84	89.08	87.38	87.05
Ridge Route Dr.	93.63	90.63	87.90	85.18	82.44	100.00	97.00
Santa Maria Ave.	92.84	90.64	88.41	88.54	86.46	84.40	82.34



Unlimited Funding Level to Improve the Current PCI Scenario:

The Unlimited Funding Level to Improve the Current PCI Scenario is based on unlimited or unconstrained funding and is intended to estimate the actual cost of improving the City’s street network to a “very good” PCI. Since the City’s street network has an existing PCI of 90.59, MicroPAVER did not provide a scenario and referred back to the Funding Level to Maintain PCI of 85 Scenario.

## **GLOSSARY OF TERMS**

**AC:** Asphalt concrete (normal material used to construct street pavement).

**ALLIGATOR CRACKING:** Pattern of cracks usually 4 to 6 inches apart, resembling texture of alligator skin.

**ARAM:** Asphalt-rubber and aggregate membrane is placed on a deteriorated street either by itself, with slurry, or with an overlay on top. Forms a layer that is highly resistant to cracks coming through it.

**ARHM:** Asphalt-rubber hot mix, similar to AC, but asphalt-rubber is used as cement instead of plain asphalt oil.

**BASE FAILURE:** Area of alligator cracking deteriorated such that the support material underlying the pavement has been damaged and/or where the alligator pavement is loose without interlocking support.

**CROWN:** Where central area of street is high in elevation relative to edges of roadway.

**MAJOR MAINTENANCE:** Includes any improvement to a pavement that adds significantly to structural strength. This usually involves adding a layer of asphalt. Reconstruction is included in the term Major Maintenance.

**MINOR MAINTENANCE:** Includes any improvements that generally do not add structural strength, for example crack sealing or slurry seals.

**ORIGINAL CONSTRUCTION:** Defined as that portion of the existing pavement that was constructed on the natural soil. (Each latest reconstruction project replaces the previous original construction.)

**OVERLAY:** A layer of AC or ARHM on existing pavement.

**PCC:** Portland cement concrete (normal concrete).

**R-VALUE:** The R-Value (resistance value) is an index of the capability of a soil to resist deformations from wheel loads, beyond which the soil will not "spring back" to its original surface elevation. It ranges from 0 to 100.

**RAVELING:** Pavement surface where fine rock particles in the AC have worn away, leaving larger rocks protruding with little surrounding support.

**RECONSTRUCTION:** Involves the removal of existing pavement and replacement with a new pavement.

**RESTRUCTURING:** Involves addition of layers of pavement that increase the structural strength without removal of the existing pavement.

**RESURFACING:** A supplemental layer of asphalt concrete over the existing pavement surface to restore the ride quality and/or add structural strength.

**STRUCTURAL SECTION:** Includes all of the layers placed over the natural soil to form the actual structure of the pavement. This includes all aggregate base layers, asphalt concrete, Portland cement concrete, and structural interlayers.

**TI:** The Traffic Index is a numerical representation of traffic loading, but not simply traffic volume. It has a range from 4 for neighborhood streets to 12 or more for freeways. It is primarily dependent on percentage of truck traffic.

**WHEEL PATH:** Area of pavement where wheels of predominant traffic pass directly over.

## **APPENDIX**

1. Quality Control Plan
2. Pavement Management Plan Certification
3. Section & Branch Condition Report
4. Existing Budget Scenario Report
5. Funding Level of \$500,000 Scenario Report
6. Funding Level to Maintain PCI of 85 Scenario Report

*This page is intentionally blank.*

**APPENDIX 1**  
**QUALITY CONTROL PLAN**



# QUALITY CONTROL PLAN

City of Laguna Woods  
Pavement Management Update



June 2016

## **TABLE OF CONTENTS**

1. INTRODUCTION .....	3
1.1 Objectives .....	3
2. QUALITY CONTROL PLAN .....	3
2.1 Condition Survey Procedures .....	3
2.2 Accuracy Required for Data Collection .....	4
2.2.1 Random and Systematic Re-Inspections.....	4
2.2.2 PCI Comparison with Past Surveys .....	5
2.3 Inspectors Qualifications and Experience .....	6
3. SAFETY PROCEDURES .....	6

## 1. INTRODUCTION

CivilSource Inc. was selected by the City of Laguna Woods (City) to update the City's pavement management system in 2014. The entire street network is approximately 10.7 centerline. All the roads within the City of Laguna Woods are classified as Master Plan of Arterial Highways (MPAH) roadways. The City's streets are all asphalt paved streets, and no concrete roadways exist within the city.

The need for quality control is paramount when performing data collection in any field, as it is essential for accurate planning, analysis, and design. This is particularly true for collecting pavement distress data for a pavement management system. CivilSource, Inc. will follow the condition inspection procedures as developed by the US Army Corps of Engineers, and as required by Orange County Transportation Authority (OCTA).

### 1.1 Objectives

This Quality Control Plan (QCP) establishes minimum quality standards for performance and procedures for updates of the pavement management system. This document constitutes a formal QCP for the City of Laguna Woods. It is specifically prepared for the purpose of updating the pavement management system. The focus is on the collection of network-level pavement distress data. This document also addresses the QCP requirements of the Orange County Transportation Authority (OCTA)'s "Countywide Pavement Management Program - Guidelines Manual" (Section 2.4), adopted in December 2012.

## 2. QUALITY CONTROL PLAN

### 2.1 Condition Survey Procedures

The governing document in performing condition surveys for the City of Laguna Woods is ASTM D6433 "Standard Practice for Roads and Parking Lots Pavement Condition Index Surveys." Both asphalt concrete (AC) and Portland cement concrete (PCC) pavements are included in this protocol. The following distresses are collected for each pavement type.

#### AC Pavements

1. Alligator (fatigue) cracking
2. Bleeding
3. Block cracking
4. Bumps and sags
5. Corrugation
6. Depression
7. Edge cracking
8. Joint reflection cracking
9. Lane/Shoulder drop off
10. Longitudinal & transverse cracking
11. Patching and utility cut patching
12. Polished aggregate
13. Potholes
14. Railroad crossing
15. Rutting
16. Shoving
17. Slippage cracking
18. Swell
19. Weathering
20. Raveling

## PCC Pavements (Jointed)

1. Blowup/buckling
2. Corner breaks
3. Divided slab
4. Durability ("D") cracking
5. Faulting
6. Joint seal damage
7. Lane/shoulder drop off
8. Linear cracking
9. Patching (large) and utility cuts
10. Polished aggregate
11. Popouts
12. Pumping
13. Punchout
14. Railroad crossing
15. Scaling, map cracking and crazing
16. Shrinkage cracks
17. Spalling (corner)
18. Spalling (Joint)

All the streets within the City of Laguna Woods are asphalt paved and there are no PCC roadways; therefore, the distress types are limited to the AC distresses. Surveys are performed as walking surveys, and a minimum 10% sampling rate is utilized. Since all the streets within the City of Laguna Woods are classified as MPAH, the field personnel are composed of two-person crews for their safety.

The sample units selected will be representative of the entire pavement section. This assumes that the section is homogenous. If it is not homogeneous, then the section will be split according to the following criteria:

- Pavement condition
- Construction age and/or Maintenance history, if known
- Traffic volumes and/or functional classification
- Surface types (i.e., AC or PCC)
- Geometric elements (e.g., widths)

Any modifications to the section inventory data are documented in the pavement management report.

A sample unit will be between  $2,500 \pm 1,000$  square feet in conformance with ASTM 06433 protocols. Typical sample unit dimensions are 100 feet long by the width of the street. Streets that are wider than 40 feet wide will have shorter lengths (generally 50 feet) or if they are divided by a raised median, separate sample units will be taken in each direction.

Any pavement areas that are not representative of the section will be noted and surveyed as an additional sample unit.

## 2.2 Accuracy Required for Data Collection

The accuracy required for data collection has two components, both of which are further described in the paragraphs below.

- Random and Systemic Re-Inspections
- Prestressed Concrete Institute (PCI) Comparisons with Past Surveys

### 2.2.1 Random and Systematic Re-Inspections

A minimum of 5% of the total sample units will be re-inspected and this 5% will be selected based on both a random and systematic basis. All re-inspections are made by an engineer or inspector other than the original inspector.

**Random Re-Inspections**

Random re-inspections will include a representative selection across the following categories:

- Functional classes (e.g., arterials, collectors, locals)
- Surface types (i.e., AC or PCC)
- Pavement conditions (i.e., good, fair, poor)
- Inspectors
- Geographical areas, if applicable

**Systematic Re-Inspections**

For systematic re-inspections, this could be due to noticed trends such as specific treatment types (e.g., open-graded mixes), a specific inspector or geographical area. In such cases, more than 5% will be re-inspected.

**Acceptability Criteria**

At the time of re-inspection, the actual distresses will be re-inspected and verified, and any corrections made, if necessary. Distress types and severities must be the same, and re-measured quantities within  $\pm 10\%$  of the original measured quantity.

If corrections are required on more than 10% of the re-inspected sample unit, then an additional 5% will be re-inspected. This will continue until more than 95% of the re-inspected sections meet the acceptability criteria.

**2.2.2 PCI Comparison with Past Surveys**

As another level of quality control, the new PCIs are compared with the previous PCIs. If they differ by more than  $\pm 10$  PCI points, these sections are automatically flagged for further investigation.

If PCI increased by 10 points, the section is investigated to see if a maintenance and rehabilitation event has occurred since the last survey, but which has not been recorded. Typically, it may include activities such as:

- Crack sealing activities - changes medium or high severity cracking to low severity
- Patching activities - alligator cracking that has been removed and patched, so that the resultant PCI is increased
- Surface seals
- Overlay
- Others

Therefore, an up-to-date maintenance and rehabilitation history file in the Micro-PAVER database is desirable, both for historical accuracy as well as to provide additional quality control.

If PCI decreased by 10 points, the section is checked to see if the average deterioration rate (usually 3 to 4 points per year) is exceeded. If the drop in PCI is within range of what is acceptable, no further action is required. If the drop is more than the acceptable range, a re-inspection will be performed. The default performance curves in the Micro-PAVER program form the basis for what is acceptable.

## 2.3 Inspectors Qualifications and Experience

CivilSource inspectors have attended a five-day class provided by the University of Illinois in March 2011. The class emphasized pavement distress identification for AC and PCC pavements, inspection and training on Micro-PAVER Software. In addition, they have attended the OCTA class conducted by Nichols in January 2012. CivilSource inspectors participated in the 2013 OCTA pre-qualifications for pavement inspection. In April 2014, CivilSource, Inc. was certified by OCTA as a qualified pavement management firm.

## 3. SAFETY PROCEDURES

Field inspections are performed with the regard for safety of the inspectors. The City of Laguna Woods administers a health and safety program in compliance with the Cal OSHA Title VIII, Section 3203.

Generally, the safety procedures include the following:

- Inspections should be performed when weather conditions are clear and safe.
- Inspections should be performed during daytime hours free of fog and/or heavy rain.
- All field inspectors are to wear proper safety vests made of bright colors and material designed to reflect light.
- Inspectors should try to avoid the cars' travel lane, and always put safety first.
- The street lengths shall be measured out of the street if possible.
- Stopped vehicles should be parked at locations away from moving traffic (e.g., nearby parking, shoulders, etc.).

On streets where there is a high volume of traffic or high speeds, additional measures may be necessary, such as:

- Surveys to occur during off-peak periods or on weekends;
- Additional inspector to watch out for traffic; and
- Traffic flaggers in extreme cases.

**APPENDIX 2**  
**PAVEMENT MANAGEMENT PLAN**  
**CERTIFICATION**





## Appendix F: Pavement Management Plan Certification

---

The City/County of Laguna Woods certifies that it has a Pavement Management Plan in conformance with the criteria stated in the Orange County Transportation Authority Ordinance No. 3. This ordinance requires that a Pavement Management Plan be in place and maintained to qualify for allocation of revenues generated from renewed Measure M (M2).

The plan was developed by CivilSource, Inc. \* using MicroPaver, a pavement management system, conforming to American Society for Testing and Materials (ASTM) Standard D6433, and contains, at a minimum, the following elements:


- Inventory of MPAH and local routes reviewed and updated biennially. The last update of the inventory was completed on January, 2016 for Arterial (MPAH) streets and January, 2016 for local streets.
- Assessment of pavement condition for all routes in the system, updated biennially. The last field review of pavement condition was completed May, 2016
- Percentage of all sections of pavement needing:  
Preventive Maintenance 8.10%, Rehabilitation 0%, Reconstruction 0%
- Budget needs for preventative maintenance, rehabilitation and/or reconstruction of deficient sections of pavement for:  
Current biennial period \$299,962.00, Following biennial period \$451,022.00
- Funds budgeted or available for Preventative Maintenance, Rehabilitation and/or Reconstruction.  
Current biennial period \$300,000, Following biennial period \$210,000
- Backlog by year of unfunded pavement rehabilitation, restoration, and reconstruction needs.
- The Pavement Management Plan is consistent with countywide pavement condition assessment standards as described in the OCTA Countywide Pavement Management Plan Guidelines adopted by the OCTA Board of Directors.

\* An electronic copy of the Pavement Management Plan with Micro Paver or StreetSaver compatible files has been or will be submitted with the certification statement.

A copy of this certification is being provided to the Orange County Transportation Authority.

### Submitted by:

M. Akram Hindiyeh  
Name (Print)

  
Signed

City Engineer  
Title

City of Laguna Woods  
Jurisdiction

6/7/2016  
Date



**APPENDIX 3**  
**SECTION & BRANCH CONDITION REPORT**



Date: 4 /6/2016

## Section Condition Report

1 of 3

Pavement Database: Laguna Woods 2016 NetworkID: LW 2014

Branch ID	Section ID	Last Const. Date	Surface	Use	Rank	Lanes	True Area (SqFt)	Last Inspection Date	Age At Inspection	PCI
C080001 (EL TORO ROAD)	12246 W	07/29/1988	AAC	ROADWAY	B	3	25,112.00	01/16/2016	28	80.00
C080001 (EL TORO ROAD)	14245 E	04/28/2010	AAC	ROADWAY	B	3	28,032.00	01/16/2016	6	88.00
C080001 (EL TORO ROAD)	14247 E	07/28/2010	AAC	ROADWAY	B	3	54,661.00	01/16/2016	6	95.00
C080001 (EL TORO ROAD)	14248 W	12/09/2003	AAC	ROADWAY	B	3	54,661.00	01/16/2016	13	92.00
C080001 (EL TORO ROAD)	14249 E	07/28/2010	AAC	ROADWAY	B	3	98,841.00	01/16/2016	6	96.00
C080001 (EL TORO ROAD)	14250 W	01/09/2003	AAC	ROADWAY	B	3	98,841.00	01/16/2016	13	84.00
C080001 (EL TORO ROAD)	14251 E	07/29/1992	AAC	ROADWAY	B	3	74,400.00	01/16/2016	24	92.00
C080001 (EL TORO ROAD)	14252 W	01/09/2003	AAC	ROADWAY	B	3	74,400.00	01/16/2016	13	85.00
C080001 (EL TORO ROAD)	14253 E	03/01/2014	AAC	ROADWAY	B	3	31,201.00	01/16/2016	2	97.00
C080001 (EL TORO ROAD)	14254 W	04/01/2011	AAC	ROADWAY	B	3	25,113.00	01/16/2016	5	90.00
C080001 (EL TORO ROAD)	14255 E	04/01/2011	AAC	ROADWAY	B	3	64,534.00	01/16/2016	5	96.00
C080001 (EL TORO ROAD)	14256 W	04/01/2011	AAC	ROADWAY	B	3	64,534.00	01/16/2016	5	82.00
C080001 (EL TORO ROAD)	14257 E	04/01/2011	AAC	ROADWAY	B	3	26,136.00	01/08/2016	5	97.00
C080001 (EL TORO ROAD)	14258 W	04/01/2011	AAC	ROADWAY	B	3	25,432.00	01/08/2016	5	85.00
C080001 (EL TORO ROAD)	14259 E	07/29/1988	AAC	ROADWAY	B	3	72,000.00	01/08/2016	28	76.00
C080001 (EL TORO ROAD)	14260 W	07/29/1988	AAC	ROADWAY	B	3	72,000.00	01/08/2016	28	78.00
C080001 (EL TORO ROAD)	14261 E	04/01/2011	AAC	ROADWAY	B	3	25,432.00	01/08/2016	5	81.00
C080001 (EL TORO ROAD)	14262 W	04/01/2011	AAC	ROADWAY	B	3	25,432.00	01/08/2016	5	86.00
C080001 (EL TORO ROAD)	14263 E	04/01/2011	AAC	ROADWAY	B	3	51,700.00	01/08/2016	5	79.00
C080001 (EL TORO ROAD)	14264 W	04/01/2011	AAC	ROADWAY	B	3	51,700.00	01/08/2016	5	78.00
C080001 (EL TORO ROAD)	14383 E	07/28/2010	AAC	ROADWAY	B	3	55,230.00	01/16/2016	6	89.00
C080001 (EL TORO ROAD)	15043 W	01/09/2003	AAC	ROADWAY	B	3	55,230.00	01/16/2016	13	90.00
C080002 (MOULTON PARKWAY)	15993 N	07/29/1984	AAC	ROADWAY	B	3	48,400.00	01/16/2016	32	95.00
C080002 (MOULTON PARKWAY)	15994 S	01/09/2003	AAC	ROADWAY	B	3	22,000.00	01/16/2016	13	81.00
C080002 (MOULTON PARKWAY)	15995 N	07/29/1992	AAC	ROADWAY	B	3	31,794.00	01/16/2016	24	98.00
C080002 (MOULTON PARKWAY)	15996 S	07/29/1992	AAC	ROADWAY	B	3	31,500.00	01/16/2016	24	99.00
C080002 (MOULTON PARKWAY)	15997 N	07/29/1984	AAC	ROADWAY	B	3	21,720.00	01/16/2016	32	87.00

Date: 4 /6/2016

## Section Condition Report

2 of 3

Pavement Database: Laguna Woods 2016 NetworkID: LW 2014

Branch ID	Section ID	Last Const. Date	Surface	Use	Rank	Lanes	True Area (SqFt)	Last Inspection Date	Age At Inspection	PCI
C080002 (MOULTON PARKWAY)	15998 S	01/09/2003	AAC	ROADWAY	B	3	48,400.00	01/16/2016	13	95.00
C080002 (MOULTON PARKWAY)	15999 N	04/01/2011	AAC	ROADWAY	B	3	89,000.00	01/16/2016	5	87.00
C080002 (MOULTON PARKWAY)	16000 S	04/01/2011	AAC	ROADWAY	B	3	89,000.00	01/16/2016	5	93.00
C080002 (MOULTON PARKWAY)	16001 N	04/01/2014	AAC	ROADWAY	B	3	75,900.00	01/16/2016	2	99.00
C080002 (MOULTON PARKWAY)	16002 S	04/01/2014	AAC	ROADWAY	B	3	53,130.00	01/16/2016	2	95.00
C080002 (MOULTON PARKWAY)	16003 N	04/01/2014	AAC	ROADWAY	B	3	79,002.00	01/16/2016	2	99.00
C080002 (MOULTON PARKWAY)	16004 S	04/01/2014	AAC	ROADWAY	B	3	69,597.00	01/16/2016	2	99.00
C080002 (MOULTON PARKWAY)	16005 N	04/01/2014	AAC	ROADWAY	B	3	31,000.00	01/16/2016	2	94.00
C080002 (MOULTON PARKWAY)	16006 S	04/01/2011	AAC	ROADWAY	B	3	31,000.00	01/16/2016	5	94.00
C080003 (RIDGE ROUTE DRIVE)	22338 E	12/31/2013	AAC	ROADWAY	B	1	7,350.00	01/16/2016	3	95.00
C080004 (SANTA MARIA AVENUE)	22034 LH W	01/01/2014	AAC	ROADWAY	B	2	29,120.00	01/31/2016	2	100.00
C080004 (SANTA MARIA AVENUE)	22673 E	01/01/2014	AAC	ROADWAY	B	2	17,984.00	01/16/2016	2	100.00
C080004 (SANTA MARIA AVENUE)	22674 W	01/01/2014	AAC	ROADWAY	B	2	17,984.00	01/16/2016	2	99.00
C080004 (SANTA MARIA AVENUE)	22675 E	09/01/2011	AAC	ROADWAY	B	2	51,840.00	01/16/2016	5	93.00
C080004 (SANTA MARIA AVENUE)	22676 W	09/01/2011	AAC	ROADWAY	B	2	51,840.00	01/16/2016	5	92.00
C080004 (SANTA MARIA AVENUE)	24036 W	01/01/2014	AAC	ROADWAY	B	2	24,384.00	01/16/2016	2	100.00
C080004 (SANTA MARIA AVENUE)	24037 E	01/01/2014	AAC	ROADWAY	B	2	24,390.00	01/16/2016	2	100.00
C080004 (SANTA MARIA AVENUE)	24038 W	01/01/2014	AAC	ROADWAY	B	2	24,390.00	01/16/2016	2	100.00
C080004 (SANTA MARIA AVENUE)	24039 E	01/01/2014	AAC	ROADWAY	B	2	22,860.00	01/16/2016	2	100.00
C080004 (SANTA MARIA AVENUE)	24040 W	01/01/2000	AAC	ROADWAY	B	2	42,750.00	01/16/2016	16	82.00
C080004 (SANTA MARIA AVENUE)	24041 E	12/31/2000	AAC	ROADWAY	B	2	42,750.00	01/16/2016	16	82.00
C080004 (SANTA MARIA AVENUE)	24671 LH E	01/01/2014	AAC	ROADWAY	B	2	29,120.00	01/16/2016	2	100.00

**Section Condition Report**

Pavement Database: Laguna Woods 2016

Age Category	Average Age At Inspection	Total Area (SqFt)	Number of Sections	Arithmetic Average PCI	PCI Standard Deviation	Weighted Average PCI
0-02	2.00	530,062.00	14	98.71	1.98	98.51
03-05	4.87	680,043.00	15	88.53	6.41	88.28
06-10	6.00	236,764.00	4	92.00	4.08	93.19
11-15	13.00	353,532.00	6	87.83	5.34	87.70
16-20	16.00	85,500.00	2	82.00	0.00	82.00
21-25	24.00	137,694.00	3	96.33	3.79	94.99
26-30	28.00	169,112.00	3	78.00	2.00	77.45
31-35	32.00	70,120.00	2	91.00	5.66	92.52
All	9.29	2,262,827.00	49	91.31	7.40	90.59

Date: 4 /7/2016

**Branch Condition Report**

1 of 2

Pavement Database: Laguna Woods 2016 NetworkID: LW 2014

Branch ID	Number of Sections	Sum Section Length (Ft)	Avg Section Width (Ft)	True Area (SqFt)	Use	Average PCI	PCI Standard Deviation	Weighted Average PCI
C080001 (EL TORO ROAD)	22	25,978.00	44.05	1,154,622.00	ROADWAY	87.09	6.65	87.01
C080002 (MOULTON PARKWAY)	14	17,818.00	40.57	721,443.00	ROADWAY	93.93	5.26	94.56
C080003 (RIDGE ROUTE DRIVE)	1	350.00	21.00	7,350.00	ROADWAY	95.00	0.00	95.00
C080004 (SANTA MARIA AVENUE)	12	12,400.00	30.83	379,412.00	ROADWAY	95.67	6.69	93.85

# Branch Condition Report

Pavement Database: Laguna Woods 2016

Use Category	Number of Sections	Total Area (SqFt)	Arithmetic Average PCI	Average PCI STD.	Weighted Average PCI
ROADWAY	49	2,262,827.00	91.31	7.32	90.59
<b>All</b>	49	2,262,827.00	91.31	7.32	90.59

# City of Laguna Woods

## Street Section 2016 Condition Report

Street Name	From	To	Section ID	Last Const. Date	Lanes	Area (Sq Ft)	Last Inspect. Date	PCI
EL TORO ROAD	ALISO CREEK RD	528' SW/ALISO CREEK	12246 W	7/29/1988	3	25,112.00	1/16/2016	80
EL TORO ROAD	584' W / ALISO CREEK ROAD	ALISO CREEK ROAD	14245 E	4/28/2010	3	28,032.00	1/16/2016	88
EL TORO ROAD	CALLE CORTA	TANAGER LANE	14247 E	7/28/2010	3	54,661.00	1/16/2016	95
EL TORO ROAD	TANAGER LN	CALLE CORTA	14248 W	12/9/2003	3	54,661.00	1/16/2016	92
EL TORO ROAD	TANAGER LANE	CANYON WREN LANE	14249 E	7/28/2010	3	98,841.00	1/16/2016	96
EL TORO ROAD	CANYON WREN LN	TANAGER LN	14250 W	1/9/2003	3	98,841.00	1/16/2016	84
EL TORO ROAD	CANYON WREN LANE	CALLE SONORA	14251 E	7/29/1992	3	74,400.00	1/16/2016	92
EL TORO ROAD	CALLE SONORA	CANYON WREN LN	14252 W	1/9/2003	3	74,400.00	1/16/2016	85
EL TORO ROAD	CALLE SONORA	HOME DEPOT / TOWN CENTER	14253 E	3/1/2014	3	31,201.00	1/16/2016	97
EL TORO ROAD	HOME DEPOT / TOWN CENTER	CALLE SONORA	14254 W	4/1/2011	3	25,113.00	1/16/2016	90
EL TORO ROAD	HOME DEPOT/TOWN CENTER	MOULTON PKWY	14255 E	4/1/2011	3	64,534.00	1/16/2016	96
EL TORO ROAD	MOULTON PKWY	HOME DEPOT/TOWN CENTER	14256 W	4/1/2011	3	64,534.00	1/16/2016	82
EL TORO ROAD	MOULTON PKWY	WILLOW CENTER	14257 E	4/1/2011	3	26,136.00	1/8/2016	97
EL TORO ROAD	WILLOW CENTER	MOULTON PKWY	14258 W	4/1/2011	3	25,432.00	1/8/2016	85
EL TORO ROAD	AVENIDA SEVILLA	PASEO DE VALENCIA	14259 E	7/29/1988	3	72,000.00	1/8/2016	76

# City of Laguna Woods

## Street Section 2016 Condition Report

Street Name	From	To	Section ID	Last Const. Date	Lanes	Area (Sq Ft)	Last Inspect. Date	PCI
EL TORO ROAD	PASEO DE VALENCIA	AVENIDA SEVILLA	14260 W	7/29/1988	3	72,000.00	1/8/2016	78
EL TORO ROAD	WILLOW CENTER	CHURCHES INTERSECTION	14261 E	4/1/2011	3	25,432.00	1/8/2016	81
EL TORO ROAD	CHURCHES INTERSECTION	WILLOW CENTER	14262 W	4/1/2011	3	25,432.00	1/8/2016	86
EL TORO ROAD	CHURCHES INTERSECTION	AVENIDA SEVILLA	14263 E	4/1/2011	3	51,700.00	1/8/2016	79
EL TORO ROAD	AVENIDA SEVILLA	CHURCHES INTERSECTION	14264 W	4/1/2011	3	51,700.00	1/8/2016	78
EL TORO ROAD	ALISO CREEK ROAD	CALLE CORTA	14383 E	7/28/2010	3	55,230.00	1/16/2016	89
EL TORO ROAD	CALLE CORTA	ALISO CREEK RD	15043 W	1/9/2003	3	55,230.00	1/16/2016	90
MOULTON PARKWAY	VIA IGLESIA	CALLE CORTEZ	15993 N	7/29/1984	3	48,400.00	1/16/2016	95
MOULTON PARKWAY	VIA IGLESIA	CALLE ARAGON	15994 S	1/9/2003	3	22,000.00	1/16/2016	81
MOULTON PARKWAY	CITY LIMITS 738' S/CALLE ARAGON	CALLE ARAGON	15995 N	7/29/1992	3	31,794.00	1/16/2016	98
MOULTON PARKWAY	CALLE ARAGON	CITY LIMITS 738' S/CALLE ARAGON	15996 S	7/29/1992	3	31,500.00	1/16/2016	99
MOULTON PARKWAY	CALLE ARAGON	VIA IGLESIA	15997 N	7/29/1984	3	21,720.00	1/16/2016	87
MOULTON PARKWAY	CALLEZ CORTEZ	VIA IGLESIA	15998 S	1/9/2003	3	48,400.00	1/16/2016	95
MOULTON PARKWAY	CALLE CORTEZ	VIA CAMPO VERDE	15999 N	4/1/2011	3	89,000.00	1/16/2016	87

## City of Laguna Woods. Street Section 2016 Condition Report

Street Name	From	To	Section ID	Last Const. Date	Lanes	Area (Sq Ft)	Last Inspect. Date	PCI
MOULTON PARKWAY	VIA CAMPO VERDE	CALLE CORTEZ	16000 S	4/1/2011	3	89,000.00	1/16/2016	93
MOULTON PARKWAY	EL TORO RD	GATE NO.12	16001 N	4/1/2014	3	75,900.00	1/16/2016	99
MOULTON PARKWAY	GATE NO.12	EL TORO RD	16002 S	4/1/2014	3	53,130.00	1/16/2016	95
MOULTON PARKWAY	GATE NO.12	SANTA MARIA	16003 N	4/1/2014	3	79,002.00	1/16/2016	99
MOULTON PARKWAY	SANTA MARIA	GATE NO.12	16004 S	4/1/2014	3	69,597.00	1/16/2016	99
MOULTON PARKWAY	VIA CAMPO VERDE	EL TORO RD	16005 N	4/1/2014	3	31,000.00	1/16/2016	94
MOULTON PARKWAY	EL TORO RD	VIA CAMPO VERDE	16006 S	4/1/2011	3	31,000.00	1/16/2016	94
RIDGE ROUTE DRIVE	MOULTON PARKWAY	350' E / MOULTON PARKWAY	22338 E	11/31/2013	1	7,350.00	1/16/2016	95
SANTA MARIA AVENUE	WEST OF VIA VISTA / LH CITY LIMIT	WESTERN LAGUNA HILLS CITY LIMIT	22034 LH W	1/1/2014	2	29,120.00	1/31/2016	100
SANTA MARIA AVENUE	WEST OF VIA VISTA / LH CITY LIMIT	SAN REMO DRIVE	22673 E	1/1/2014	2	17,984.00	1/16/2016	100
SANTA MARIA AVENUE	SAN REMO DRIVE	WEST OF VIA VISTA / LH CITY LIMITS	22674 W	1/1/2014	2	17,984.00	1/16/2016	99
SANTA MARIA AVENUE	SAN REMO DRIVE	MOULTON PARKWAY	22675 E	9/1/2011	2	51,840.00	1/16/2016	93
SANTA MARIA AVENUE	MOULTON PARKWAY	SAN REMO DRIVE	22676 W	9/1/2011	2	51,840.00	1/16/2016	92

# City of Laguna Woods

## Street Section 2016 Condition Report

Street Name	From	To	Section ID	Last Const. Date	Lanes	Area (Sq Ft)	Last Inspect. Date	PCI
SANTA MARIA AVENUE	WESTERN LAGUNA HILLS CITY LIMIT	SANTA VITTORIA	24036 W	1/1/2014	2	24,384.00	1/16/2016	100
SANTA MARIA AVENUE	BC OF AVENIDA SOSIEGA	SANTA VITTORIA	24037 E	1/1/2014	2	24,390.00	1/16/2016	100
SANTA MARIA AVENUE	SANTA VITTORIA	BC OF AVENIDA SOSIEGA	24038 W	1/1/2014	2	24,390.00	1/16/2016	100
SANTA MARIA AVENUE	SANTA VITTORIA	WESTERN LAGUNA HILLS CITY LIMIT	24039 E	1/1/2014	2	22,860.00	1/16/2016	100
SANTA MARIA AVENUE	BC OF AVENIDA SOSIEGA	WESTERN CITY LIMITS W/IRVINE	24040 W	1/1/2000	2	42,750.00	1/16/2016	82
SANTA MARIA AVENUE	WESTERN CITY LIMITS WITH IRVINE	BC OF AVENIDA SOSIEGA	24041 E	12/31/2000	2	42,750.00	1/16/2016	82
SANTA MARIA AVENUE	WESTERN LAGUNA HILLS CITY LIMIT	WEST OF VIA VISTA / LH CITY LIMIT	24671 LH E	1/1/2014	2	29,120.00	1/16/2016	100



**APPENDIX 4**  
**EXISTING BUDGET SCENARIO REPORT**



**CITY OF LAGUNA WOODS  
EXISTING FUNDING PLAN / DETAILED ANNUAL IMPROVEMENTS**

Network/Branch/ Section	Street Name	From	To	FY 2016/17	FY 2017/18	FY 2018/19	FY 2019/20	FY 2020/21	FY 2021/22	FY 2022/23
LW 2014.C080001 14246 W	EL TORO ROAD	ALISO CREEK RD	528' SW/ALISO CREEK	Preventive \$284 Before: 79.67 After: 79.68	Preventive \$366 Before: 76.96 After: 76.97	Do Nothing Before: 78.24 After: 78.24	Preventive \$548 Before: 77.51 After: 77.53	Preventive \$644 Before: 76.8 After: 76.81	Major Above Critical \$411.94 Before: 76.09 After: 100	Do Nothing Before: 97 After: 97
LW 2014.C080001 14245 E	EL TORO ROAD	584' W / ALISO CREEK ROAD	ALISO CREEK ROAD	Do Nothing Before: 87.04 After: 87.04	Do Nothing Before: 84.94 After: 84.94	Do Nothing Before: 82.84 After: 82.84	Preventive + (2) Surface Treatment - Slurry Seal \$9779 Before: 80.75 After: 87.17	Preventive \$155 Before: 85.07 After: 85.21	Preventive \$224 Before: 83.11 After: 83.25	Preventive \$296 Before: 81.15 After: 81.29
LW 2014.C080001 14247 E	EL TORO ROAD	CALLE CORTA	TANAGER LANE	Do Nothing Before: 94.58 After: 94.58	Do Nothing Before: 93.67 After: 93.67	Do Nothing Before: 92.76 After: 92.76	Do Nothing Before: 91.85 After: 91.85	(2) Surface Treatment - Slurry Seal \$19072 Before: 90.93 After: 95.67	Do Nothing Before: 92.76 After: 92.76	Do Nothing Before: 91.85 After: 91.85
LW 2014.C080001 14248 W	EL TORO ROAD	TANAGER LN	CALLE CORTA	Do Nothing Before: 91.7 After: 91.7	Do Nothing Before: 91.04 After: 91.04	Do Nothing Before: 90.38 After: 90.38	Preventive \$17 Before: 89.72 After: 89.73	Preventive + (2) Surface Treatment - Slurry Seal \$19129 Before: 89.07 After: 91.07	Do Nothing Before: 90.41 After: 90.41	Preventive \$16 Before: 89.75 After: 89.76
LW 2014.C080001 14249 E	EL TORO ROAD	TANAGER LANE	CANYON WREN LANE	Do Nothing Before: 95.67 After: 95.67	Do Nothing Before: 94.99 After: 94.99	Do Nothing Before: 94.2 After: 94.2	Do Nothing Before: 93.47 After: 93.47	Do Nothing Before: 92.74 After: 92.74	Do Nothing Before: 92.01 After: 92.01	Do Nothing Before: 91.27 After: 91.27
LW 2014.C080001 14250 W	EL TORO ROAD	CANYON WREN LN	TANAGER LN	Preventive \$648 Before: 83.44 After: 83.49	Preventive \$788 Before: 82.26 After: 82.3	Do Nothing Before: 81.08 After: 81.08	Preventive \$1145 Before: 79.85 After: 79.9	Preventive \$1704 Before: 78.67 After: 78.71	Major Above Critical \$153318 Before: 77.49 After: 100	Do Nothing Before: 97 After: 97
LW 2014.C080001 14251 E	EL TORO ROAD	CANYON WREN LANE	CALLE SONORA	Do Nothing Before: 91.84 After: 91.84	Do Nothing Before: 91.5 After: 91.5	Do Nothing Before: 91.16 After: 91.16	Do Nothing Before: 90.82 After: 90.82	(2) Surface Treatment - Slurry Seal \$25959 Before: 90.48 After: 91.5	Do Nothing Before: 91.16 After: 91.16	Do Nothing Before: 90.82 After: 90.82
LW 2014.C080001 14252 W	EL TORO ROAD	CALLE SONORA	CANYON WREN LN	Preventive \$411 Before: 84.47 After: 84.52	Preventive \$508 Before: 83.37 After: 83.41	Do Nothing Before: 82.26 After: 82.26	Preventive \$723 Before: 81.11 After: 81.15	Preventive \$837 Before: 80 After: 80.04	Preventive \$1245 Before: 78.89 After: 78.94	Major Above Critical \$117452 Before: 77.75 After: 100
LW 2014.C080001 14253 E	EL TORO ROAD	CALLE SONORA	HOME DEPOT / TOWN CENTER	Do Nothing Before: 95.63 After: 95.63	Do Nothing Before: 92.63 After: 92.63	Do Nothing Before: 89.63 After: 89.63	Preventive \$115 Before: 86.63 After: 86.86	Preventive \$216 Before: 83.86 After: 84.09	Preventive \$522 Before: 81.09 After: 81.32	Preventive \$623 Before: 78.52 After: 78.55
LW 2014.C080001 14254 W	EL TORO ROAD	HOME DEPOT / TOWN CENTER	CALLE SONORA	Preventive \$24 Before: 89.05 After: 89.18	Do Nothing Before: 87.1 After: 87.1	Do Nothing Before: 85.02 After: 85.02	Preventive + (2) Surface Treatment - Slurry Seal \$8701 Before: 82.39 After: 89.32	Preventive \$78 Before: 87.23 After: 87.37	Preventive \$137 Before: 85.28 After: 85.42	Preventive \$200 Before: 83.34 After: 83.47
LW 2014.C080001 14255 E	EL TORO ROAD	HOME DEPOT/TOWN CENTER	MOULTON PKWY	Do Nothing Before: 95.62 After: 95.62	Do Nothing Before: 94.79 After: 94.79	Do Nothing Before: 93.96 After: 93.96	Do Nothing Before: 93.13 After: 93.13	(2) Surface Treatment - Slurry Seal \$22516 Before: 92.29 After: 94.79	Do Nothing Before: 93.96 After: 93.96	Do Nothing Before: 93.13 After: 93.13
LW 2014.C080001 14256 W	EL TORO ROAD	MOULTON PKWY	HOME DEPOT/TOWN CENTER	Do Nothing Before: 80.28 After: 80.28	Do Nothing Before: 76.53 After: 76.55	Do Nothing Before: 72.78 After: 72.78	Preventive + (2) Surface Treatment - Slurry Seal \$26413 Before: 69.03 After: 80.69	Preventive \$1018 Before: 76.59 After: 77.34	Preventive \$2666 Before: 73.59 After: 74	Preventive \$3779 Before: 70.24 After: 70.66

**CITY OF LAGUNA WOODS  
EXISTING FUNDING PLAN / DETAILED ANNUAL IMPROVEMENTS**

Network/Branch/Section	Street Name	From	To	FY 2016/17	FY 2017/18	FY 2018/19	FY 2019/20	FY 2020/21	FY 2021/22	FY 2022/23
LW 2014 C080001 14257 E	EL TORO ROAD	MOULTON PKWY	WILLOW CENTER	Do Nothing Before: 96.7 After: 96.7	Do Nothing Before: 96.07 After: 96.07	Do Nothing Before: 95.44 After: 95.44	Do Nothing Before: 94.81 After: 94.81	(2) Surface Treatment - Slurry Seal \$91.19 Before: 94.18 After: 96.07	Do Nothing Before: 95.44 After: 95.44	Do Nothing Before: 94.81 After: 94.81
LW 2014 C080001 14258 W	EL TORO ROAD	WILLOW CENTER	MOULTON PKWY	Do Nothing Before: 83.49 After: 83.49	Preventive \$253 Before: 80.35 After: 80.66	Do Nothing Before: 77.52 After: 77.52	Preventive + (2) Surface Treatment - Slurry Seal \$93.8 Before: 74.38 After: 84.11	Preventive \$238 Before: 80.96 After: 81.27	Preventive \$516 Before: 78.12 After: 78.43	Preventive \$976 Before: 75.29 After: 75.6
LW 2014 C080001 14259 E	EL TORO ROAD	AVENIDA SEVILLA	PASEO DE VALENCIA	Major Above Critical \$144000 Before: 75.58 After: 100	Do Nothing Before: 97 After: 97	Do Nothing Before: 94	Do Nothing Before: 91 After: 91	Preventive \$162 Before: 88 After: 88.27	Preventive \$395 Before: 85.27 After: 85.54	Preventive \$641 Before: 82.54 After: 82.82
LW 2014 C080001 14260 W	EL TORO ROAD	PASEO DE VALENCIA	AVENIDA SEVILLA	Preventive \$1405 Before: 77.82 After: 77.84	Major Above Critical \$448000 Before: 76.83 After: 100	Do Nothing Before: 97 After: 97	Do Nothing Before: 94 After: 94	Do Nothing Before: 91 After: 91	Preventive \$167 Before: 88 After: 88.27	Preventive \$407 Before: 85.27 After: 85.54
LW 2014 C080001 14261 E	EL TORO ROAD	WILLOW CENTER	CHURCHES INTERSECTION	Preventive \$347 Before: 79.09 After: 79.58	Preventive \$723 Before: 75.6 After: 76.09	Do Nothing Before: 72.12 After: 72.12	Preventive \$2165 Before: 68.14 After: 68.58	Major Above Critical \$66532 Before: 64.59 After: 100	Do Nothing Before: 97 After: 97	Do Nothing Before: 94 After: 94
LW 2014 C080001 14262 W	EL TORO ROAD	CHURCHES INTERSECTION	WILLOW CENTER	Do Nothing Before: 84.59 After: 84.59	Preventive \$218 Before: 81.66 After: 81.92	Do Nothing Before: 78.99 After: 78.99	Preventive + (2) Surface Treatment - Slurry Seal \$93.81 Before: 76.06 After: 85.12	Preventive \$224 Before: 82.18 After: 82.45	Preventive \$353 Before: 79.51 After: 79.78	Preventive \$686 Before: 76.85 After: 77.11
LW 2014 C080001 14263 E	EL TORO ROAD	CHURCHES INTERSECTION	AVENIDA SEVILLA	Preventive \$1160 Before: 76.89 After: 77.43	Do Nothing Before: 73.04 After: 73.04	Major Above Critical \$103400 Before: 68.64 After: 100	Do Nothing Before: 97 After: 97	Do Nothing Before: 94 After: 94	Do Nothing Before: 91 After: 91	Preventive \$123 Before: 88 After: 88.27
LW 2014 C080001 14264 W	EL TORO ROAD	AVENIDA SEVILLA	CHURCHES INTERSECTION	Preventive \$1388 Before: 75.79 After: 76.45	Preventive \$271 Before: 71.84 After: 72.5	Major Above Critical \$103400 Before: 67.89 After: 100	Do Nothing Before: 97 After: 97	Do Nothing Before: 94 After: 94	Do Nothing Before: 91 After: 91	Preventive \$123 Before: 88 After: 88.43
LW 2014 C080001 14383 E	EL TORO ROAD	ALISO CREEK ROAD	CALLE CORTA	Do Nothing Before: 88.08 After: 88.08	Do Nothing Before: 86.07 After: 86.07	Do Nothing Before: 84.06 After: 84.06	Preventive + (2) Surface Treatment - Slurry Seal \$191.89 Before: 82.05 After: 88.21	Preventive \$236 Before: 86.2 After: 86.33	Preventive \$363 Before: 84.32 After: 84.45	Preventive \$498 Before: 82.44 After: 82.58
LW 2014 C080001 15043 W	EL TORO ROAD	CALLE CORTA	ALISO CREEK RD	Preventive \$19 Before: 89.65 After: 89.67	Do Nothing Before: 88.9 After: 88.9	Do Nothing Before: 88.13 After: 88.13	Preventive + (2) Surface Treatment - Slurry Seal \$188.88 Before: 87.36 After: 89.69	Preventive \$68 Before: 88.92 After: 89.94	Preventive \$117 Before: 88.17 After: 88.19	Preventive \$170 Before: 87.42 After: 87.44
LW 2014 C080002 15993 N	MOULTON PARKWAY	VIA IGLESIA	CALLE CORTEZ	Do Nothing Before: 94.93 After: 94.93	Do Nothing Before: 94.77 After: 94.77	Do Nothing Before: 94.61 After: 94.61	Do Nothing Before: 94.45 After: 94.45	Do Nothing Before: 94.29 After: 94.29	Do Nothing Before: 94.13 After: 94.13	Do Nothing Before: 93.98 After: 93.98
LW 2014 C080002 15994 S	MOULTON PARKWAY	VIA IGLESIA	CALLE ARAGON	Preventive \$213 Before: 80.33 After: 80.4	Preventive \$323 Before: 78.94 After: 79.01	Do Nothing Before: 77.55 After: 77.55	Preventive + (2) Surface Treatment - Slurry Seal \$80.69 Before: 76.09 After: 80.54	Preventive \$339 Before: 79.08 After: 79.15	Preventive \$491 Before: 77.69 After: 77.75	Preventive \$651 Before: 76.3 After: 76.36

**CITY OF LAGUNA WOODS**  
**EXISTING FUNDING PLAN / DETAILED ANNUAL IMPROVEMENTS**

Network/Branch/ Section	Street Name	From	To	FY 2016/17	FY 2017/18	FY 2018/19	FY 2019/20	FY 2020/21	FY 2021/22	FY 2022/23
LW 2014 CB0002 15995 N	MOULTON PARKWAY	CITY LIMITS 738' S/CALLE ARAGON	CALLE ARAGON	Do Nothing Before: 97.96 Alter: 97.96	Do Nothing Before: 97.88 Alter: 97.88	Do Nothing Before: 97.79 Alter: 97.79	Do Nothing Before: 97.71 Alter: 97.71	Do Nothing Before: 97.62 Alter: 97.62	Do Nothing Before: 97.54 Alter: 97.54	Do Nothing Before: 97.45 Alter: 97.45
LW 2014 CB0002 15996 S	MOULTON PARKWAY	CALLE ARAGON	CITY LIMITS 738' S/CALLE ARAGON	Do Nothing Before: 98.98 Alter: 98.98	Do Nothing Before: 98.94 Alter: 98.94	Do Nothing Before: 98.9 Alter: 98.9	Do Nothing Before: 98.86 Alter: 98.86	(2) Surface Treatment - Slurry Seal \$10991 Before: 98.61 Alter: 98.54	Do Nothing Before: 98.9 After: 98.9	Do Nothing Before: 98.86 Alter: 98.86
LW 2014 CB0002 15997 N	MOULTON PARKWAY	CALLE ARAGON	VIA IGLESIA	Preventive \$69 Before: 86.81 Alter: 86.82	Preventive \$80 Before: 86.4 Alter: 86.41	Do Nothing Before: 86 Alter: 86	Preventive \$105 Before: 85.59 Alter: 85.59	Preventive \$118 Before: 85.18 Alter: 85.18	Preventive \$132 Before: 84.77 Alter: 84.78	Major Above Critical \$31122 Before: 84.36 After: 100
LW 2014 CB0002 15998 S	MOULTON PARKWAY	CALLEZ CORTEZ	VIA IGLESIA	Do Nothing Before: 94.82 Alter: 94.82	Do Nothing Before: 94.44 Alter: 94.44	Do Nothing Before: 94.06 Alter: 94.06	Do Nothing Before: 93.68 Alter: 93.68	(2) Surface Treatment - Slurry Seal \$16887 Before: 93.29 Alter: 94.44	Do Nothing Before: 94.06 Alter: 94.06	Do Nothing Before: 93.68 Alter: 93.68
LW 2014 CB0002 15999 N	MOULTON PARKWAY	CALLE CORTEZ	VIA CAMPO VERDE	Do Nothing Before: 85.76 Alter: 85.76	Do Nothing Before: 83.05 Alter: 83.05	Do Nothing Before: 80.34 Alter: 80.34	Preventive + (2) Surface Treatment - Slurry Seal \$52042 Before: 77.63 After: 85.98	Preventive \$674 Before: 83.27 Alter: 85.49	Preventive \$951 Before: 80.78 Alter: 81	Preventive \$1789 Before: 78.29 After: 78.51
LW 2014 CB0002 16000 S	MOULTON PARKWAY	VIA CAMPO VERDE	CALLE CORTEZ	Do Nothing Before: 92.33 Alter: 92.33	Do Nothing Before: 90.87 Alter: 90.87	Do Nothing Before: 89.41 Alter: 89.41	Preventive + (2) Surface Treatment - Slurry Seal \$50347 Before: 87.95 After: 92.4	Do Nothing Before: 90.94 Alter: 90.94	Preventive \$54 Before: 89.48 Alter: 89.54	Preventive \$202 Before: 88.09 Alter: 88.15
LW 2014 CB0002 16001 N	MOULTON PARKWAY	EL TORO RD	GATE NO.12	Do Nothing Before: 97.63 Alter: 97.63	Do Nothing Before: 94.63 Alter: 94.63	Do Nothing Before: 91.63 Alter: 91.63	Preventive \$114 Before: 88.63 Alter: 88.85	Preventive + (2) Surface Treatment - Slurry Seal \$26897 Before: 85.84 After: 95.05	Do Nothing Before: 92.06 Alter: 92.06	Preventive \$86 Before: 89.06 Alter: 89.27
LW 2014 CB0002 16002 S	MOULTON PARKWAY	GATE NO.12	EL TORO RD	Do Nothing Before: 93.63 Alter: 93.63	Do Nothing Before: 90.63 Alter: 90.63	Do Nothing Before: 87.63 Alter: 87.63	Preventive \$312 Before: 84.63 Alter: 84.51	Preventive \$484 Before: 81.9 Alter: 82.17	Preventive \$821 Before: 79.17 Alter: 79.44	Preventive \$1535 Before: 76.45 After: 76.72
LW 2014 CB0002 16003 N	MOULTON PARKWAY	GATE NO.12	SANTA MARIA	Do Nothing Before: 97.63 Alter: 97.63	Do Nothing Before: 94.63 Alter: 94.63	Do Nothing Before: 91.63 Alter: 91.63	Preventive \$119 Before: 88.63 Alter: 88.85	Preventive \$369 Before: 85.84 Alter: 86.06	Preventive \$636 Before: 83.06 Alter: 83.27	Preventive \$918 Before: 80.27 Alter: 80.49
LW 2014 CB0002 16004 S	MOULTON PARKWAY	SANTA MARIA	GATE NO.12	Do Nothing Before: 97.63 Alter: 97.63	Do Nothing Before: 94.63 Alter: 94.63	Do Nothing Before: 91.63 Alter: 91.63	Preventive \$105 Before: 88.63 Alter: 88.85	Preventive \$325 Before: 85.84 Alter: 86.06	Preventive \$560 Before: 83.06 Alter: 83.27	Preventive \$808 Before: 80.27 Alter: 80.49
LW 2014 CB0002 16005 N	MOULTON PARKWAY	VIA CAMPO VERDE	EL TORO RD	Do Nothing Before: 92.63 Alter: 92.63	Do Nothing Before: 89.63 Alter: 89.63	Do Nothing Before: 86.63 Alter: 86.63	Preventive \$216 Before: 83.63 Alter: 83.83	Preventive \$317 Before: 80.92 Alter: 81.22	Preventive \$615 Before: 78.22 Alter: 78.52	Preventive \$1033 Before: 75.52 After: 75.81
LW 2014 CB0002 16006 S	MOULTON PARKWAY	EL TORO RD	VIA CAMPO VERDE	Do Nothing Before: 93.43 Alter: 93.43	Do Nothing Before: 92.18 Alter: 92.18	Do Nothing Before: 90.93 Alter: 90.93	Preventive \$11 Before: 89.68 Alter: 89.73	Preventive + (2) Surface Treatment - Slurry Seal \$10869 Before: 88.48 After: 92.28	Do Nothing Before: 91.03 Alter: 91.03	Preventive \$8 Before: 85.78 Alter: 85.83

CITY OF LAGUNA WOODS											
EXISTING FUNDING PLAN / DETAILED ANNUAL IMPROVEMENTS											
Network/Branch/Section	Street Name	From	To	FY 2016/17	FY 2017/18	FY 2018/19	FY 2019/20	FY 2020/21	FY 2021/22	FY 2022/23	
LW 2014 C080004 22338 E	RIDGE ROUTE DRIVE	MOULTON PARKWAY	350' E / MOULTON PARKWAY	Do Nothing Before: 98.63 After: 98.63	Do Nothing Before: 90.63 After: 90.63	Do Nothing Before: 87.63 After: 87.63	Preventive \$43 Before: 84.63 After: 84.31	Preventive \$67 Before: 81.9 After: 82.17	Major Above Critical \$14700 Before: 79.17 After: 100	Do Nothing Before: 97 After: 97	
LW 2014 C080004 22034 LH W	SANTA MARIA AVENUE	WEST OF VIA VISTA / LH CITY LIMIT	WESTERN LAGUNA HILLS CITY LIMIT	Do Nothing Before: 98.75 After: 98.75	Do Nothing Before: 95.75 After: 95.75	Do Nothing Before: 92.75 After: 92.75	Preventive \$8 Before: 89.75 After: 89.93	Preventive \$101 Before: 86.92 After: 87.09	Preventive \$199 Before: 84.09 After: 84.27	Preventive \$303 Before: 81.27 After: 81.44	
LW 2014 C080004 22673 E	SANTA MARIA AVENUE	WEST OF VIA VISTA / LH CITY LIMIT	SAN REMO DRIVE	Do Nothing Before: 98.63 After: 98.63	Do Nothing Before: 95.63 After: 95.63	Do Nothing Before: 92.63 After: 92.63	Preventive \$7 Before: 89.63 After: 89.81	Preventive \$64 Before: 86.81 After: 86.99	Preventive \$125 Before: 83.99 After: 84.17	Preventive \$190 Before: 81.17 After: 81.35	
LW 2014 C080004 22674 W	SANTA MARIA AVENUE	SAN REMO DRIVE	WEST OF VIA VISTA / LH CITY LIMITS	Do Nothing Before: 97.63 After: 97.63	Do Nothing Before: 94.63 After: 94.63	Do Nothing Before: 91.63 After: 91.63	Preventive \$27 Before: 88.63 After: 88.83	Preventive \$84 Before: 85.83 After: 86.02	Preventive \$145 Before: 83.02 After: 83.22	Preventive \$210 Before: 80.22 After: 80.42	
LW 2014 C080004 22675 E	SANTA MARIA AVENUE	SAN REMO DRIVE	MOULTON PARKWAY	Do Nothing Before: 92.27 After: 92.27	Do Nothing Before: 90.67 After: 90.67	Do Nothing Before: 89.07 After: 89.07	Preventive + (2) Surface Treatment - Slurry Seal \$17794 Before: 87.47 After: 92.35	Do Nothing Before: 90.75 After: 90.75	Preventive \$51 Before: 89.15 After: 89.24	Preventive \$146 Before: 87.64 After: 87.72	
LW 2014 C080004 22676 W	SANTA MARIA AVENUE	MOULTON PARKWAY	SAN REMO DRIVE	Do Nothing Before: 91.16 After: 91.16	Preventive \$36 Before: 89.33 After: 89.44	Do Nothing Before: 87.61 After: 87.61	Preventive + (2) Surface Treatment - Slurry Seal \$17799 Before: 85.78 After: 91.57	Preventive \$27 Before: 89.54 After: 89.65	Preventive \$131 Before: 87.82 After: 87.92	Preventive \$241 Before: 86.1 After: 86.2	
LW 2014 C080004 24036 W	SANTA MARIA AVENUE	WESTERN LAGUNA HILLS CITY LIMIT	SANTA VITTORIA	Do Nothing Before: 98.63 After: 98.63	Do Nothing Before: 95.63 After: 95.63	Do Nothing Before: 92.63 After: 92.63	Preventive \$10 Before: 89.63 After: 89.81	Preventive \$87 Before: 86.81 After: 86.99	Preventive \$170 Before: 83.99 After: 84.17	Preventive \$257 Before: 81.17 After: 81.35	
LW 2014 C080004 24037 E	SANTA MARIA AVENUE	BC OF AVENIDA SOSIEGA	SANTA VITTORIA	Do Nothing Before: 98.63 After: 98.63	Do Nothing Before: 95.63 After: 95.63	Do Nothing Before: 92.63 After: 92.63	Preventive \$10 Before: 89.63 After: 89.81	Preventive \$87 Before: 86.81 After: 86.99	Preventive \$170 Before: 83.99 After: 84.17	Preventive \$257 Before: 81.17 After: 81.35	
LW 2014 C080004 24038 W	SANTA MARIA AVENUE	SANTA VITTORIA	BC OF AVENIDA SOSIEGA	Do Nothing Before: 98.63 After: 98.63	Do Nothing Before: 95.63 After: 95.63	Do Nothing Before: 92.63 After: 92.63	Preventive \$10 Before: 89.63 After: 89.81	Preventive \$87 Before: 86.81 After: 86.99	Preventive \$170 Before: 83.99 After: 84.17	Preventive \$257 Before: 81.17 After: 81.35	
LW 2014 C080004 24039 E	SANTA MARIA AVENUE	SANTA VITTORIA	WESTERN LAGUNA HILLS CITY LIMIT	Do Nothing Before: 98.63 After: 98.63	Do Nothing Before: 95.63 After: 95.63	Do Nothing Before: 92.63 After: 92.63	Preventive \$9 Before: 89.63 After: 89.81	Preventive \$82 Before: 86.81 After: 86.99	Preventive \$159 Before: 83.99 After: 84.17	Preventive \$241 Before: 81.17 After: 81.35	
LW 2014 C080004 24040 W	SANTA MARIA AVENUE	BC OF AVENIDA SOSIEGA	WESTERN CITY LIMITS W/IRVINE	Do Nothing Before: 81.49 After: 81.49	Do Nothing Before: 80.37 After: 80.37	Do Nothing Before: 79.25 After: 79.25	Preventive + (2) Surface Treatment - Slurry Seal \$15298 Before: 78.13 After: 81.53	Preventive \$462 Before: 80.4 After: 80.44	Preventive \$630 Before: 79.32 After: 79.36	Preventive \$970 Before: 78.24 After: 78.28	
LW 2014 C080004 24041 E	SANTA MARIA AVENUE	WESTERN CITY LIMITS WITH IRVINE	BC OF AVENIDA SOSIEGA	Do Nothing Before: 81.45 After: 81.45	Preventive \$409 Before: 80.26 After: 80.3	Do Nothing Before: 79.11 After: 79.11	Preventive + (2) Surface Treatment - Slurry Seal \$15339 Before: 77.91 After: 81.55	Preventive \$464 Before: 80.35 After: 80.39	Preventive \$654 Before: 79.2 After: 79.24	Preventive \$908 Before: 78.05 After: 78.09	
LW 2014 C080004 24674 LH E	SANTA MARIA AVENUE	WESTERN LAGUNA HILLS CITY LIMIT	WEST OF VIA VISTA / LH CITY LIMIT	Do Nothing Before: 98.63 After: 98.63	Do Nothing Before: 95.63 After: 95.63	Do Nothing Before: 92.63 After: 92.63	Preventive \$12 Before: 89.63 After: 89.81	Preventive \$104 Before: 86.81 After: 86.99	Preventive \$209 Before: 83.99 After: 84.17	Preventive \$307 Before: 81.17 After: 81.35	

**APPENDIX 5**  
**FUNDING LEVEL OF \$500,000 SCENARIO**  
**REPORT**



**CITY OF LAGUNA WOODS**  
**\$500K FUNDING PLAN / DETAILED ANNUAL IMPROVEMENTS**

Network/Branch/ Section	Street Name	From	To	FY 2016/17	FY 2017/18	FY 2018/19	FY 2019/20	FY 2020/21	FY 2021/22	FY 2022/23
LW 2014.C080001 14246 W	EL TORO ROAD	ALISO CREEK RD	528 SW/ALISO CREEK	Preventive \$284 Before: 79.67 After: 79.68	Major Above Critical \$92518 Before: 78.96 After: 100	Do Nothing Before: 97 After: 97	Do Nothing Before: 94 After: 94	Do Nothing Before: 91 After: 91	Preventive \$58 Before: 88 After: 88.07	Preventive \$148 Before: 85.07 After: 85.13
LW 2014.C080001 14245 E	EL TORO ROAD	584 W / ALISO CREEK ROAD	ALISO CREEK ROAD	Preventive + (2) Surface Treatment - Slurry Seal \$8773 Before: 87.04 After: 93.48	Do Nothing Before: 91.38 After: 91.38	Preventive \$22 Before: 89.28 After: 89.42	Preventive \$82 Before: 87.32 After: 87.46	Preventive \$146 Before: 85.36 After: 85.5	Preventive + (2) Surface Treatment - Slurry Seal \$10288 Before: 85.4 After: 89.83	Preventive \$76 Before: 87.74 After: 87.87
LW 2014.C080001 14247 E	EL TORO ROAD	CALLE CORTA	TANAGER LANE	(2) Surface Treatment - Slurry Seal \$16945 Before: 94.58 After: 97.32	Do Nothing Before: 96.41 After: 96.41	Do Nothing Before: 95.5 After: 95.5	Do Nothing Before: 94.58 After: 94.58	Do Nothing Before: 93.67 After: 93.67	(2) Surface Treatment - Slurry Seal \$19644 Before: 92.76 After: 95.5	Do Nothing Before: 94.58 After: 94.58
LW 2014.C080001 14248 W	EL TORO ROAD	TANAGER LN	CALLE CORTA	(2) Surface Treatment - Slurry Seal \$16945 Before: 91.7 After: 93.88	Do Nothing Before: 93.02 After: 93.02	Do Nothing Before: 92.36 After: 92.36	Do Nothing Before: 91.7 After: 91.7	Do Nothing Before: 91.04 After: 91.04	(2) Surface Treatment - Slurry Seal \$19644 Before: 90.38 After: 92.36	Do Nothing Before: 91.7 After: 91.7
LW 2014.C080001 14249 E	EL TORO ROAD	TANAGER LANE	CANYON WREN LANE	Do Nothing Before: 95.67 After: 95.67	Do Nothing Before: 94.93 After: 94.93	Do Nothing Before: 94.2 After: 94.2	Do Nothing Before: 93.47 After: 93.47	Do Nothing Before: 92.74 After: 92.74	Do Nothing Before: 92.01 After: 92.01	Do Nothing Before: 91.28 After: 91.28
LW 2014.C080001 14250 W	EL TORO ROAD	CANYON WREN LN	TANAGER LN	Preventive \$648 Before: 83.44 After: 83.49	Major Above Critical \$122168 Before: 82.26 After: 100	Do Nothing Before: 97 After: 97	Do Nothing Before: 94 After: 94	Do Nothing Before: 91 After: 91	Preventive \$229 Before: 88 After: 88.11	Preventive \$576 Before: 85.12 After: 85.23
LW 2014.C080001 14251 E	EL TORO ROAD	CANYON WREN LANE	CALLE SONORA	(2) Surface Treatment - Slurry Seal \$20954 Before: 91.84 After: 92.87	Do Nothing Before: 92.53 After: 92.53	Do Nothing Before: 92.19 After: 92.19	Do Nothing Before: 91.85 After: 91.85	Do Nothing Before: 91.5 After: 91.5	(2) Surface Treatment - Slurry Seal \$26737 Before: 91.16 After: 92.19	Do Nothing Before: 91.85 After: 91.85
LW 2014.C080001 14252 W	EL TORO ROAD	CALLE SONORA	CANYON WREN LN	Preventive \$411 Before: 84.47 After: 84.52	Major Above Critical \$91558 Before: 83.37 After: 100	Do Nothing Before: 97 After: 97	Do Nothing Before: 94 After: 94	Do Nothing Before: 91 After: 91	Preventive \$172 Before: 88 After: 88.11	Preventive \$433 Before: 85.12 After: 85.23
LW 2014.C080001 14253 E	EL TORO ROAD	CALLE SONORA	HOME DEPOT / TOWN CENTER	Do Nothing Before: 95.63 After: 95.63	Do Nothing Before: 92.63 After: 92.63	Preventive \$12 Before: 89.63 After: 89.9	Preventive \$105 Before: 86.51 After: 87.18	Preventive \$205 Before: 84.17 After: 84.44	Preventive \$309 Before: 81.44 After: 81.71	Preventive \$563 Before: 78.72 After: 78.99
LW 2014.C080001 14254 W	EL TORO ROAD	HOME DEPOT / TOWN CENTER	CALLE SONORA	Preventive + (2) Surface Treatment - Slurry Seal \$7809 Before: 89.05 After: 95.44	Do Nothing Before: 93.35 After: 93.35	Do Nothing Before: 91.27 After: 91.27	Preventive \$22 Before: 89.19 After: 89.32	Preventive \$78 Before: 87.23 After: 87.37	Preventive + (2) Surface Treatment - Slurry Seal \$9162 Before: 85.28 After: 91.69	Preventive \$12 Before: 89.6 After: 89.74
LW 2014.C080001 14255 E	EL TORO ROAD	HOME DEPOT/TOWN CENTER	MOULTON PKWY	(2) Surface Treatment - Slurry Seal \$20005 Before: 95.62 After: 98.12	Do Nothing Before: 97.29 After: 97.29	Do Nothing Before: 96.45 After: 96.45	Do Nothing Before: 95.62 After: 95.62	Do Nothing Before: 94.78 After: 94.78	(2) Surface Treatment - Slurry Seal \$23192 Before: 95.95 After: 96.45	Do Nothing Before: 95.62 After: 95.62
LW 2014.C080001 14256 W	EL TORO ROAD	MOULTON PKWY	HOME DEPOT/TOWN CENTER	Preventive + (2) Surface Treatment - Slurry Seal \$20633 Before: 80.28 After: 91.96	Preventive \$119 Before: 86.21 After: 86.62	Preventive \$351 Before: 84.87 After: 85.28	Preventive \$397 Before: 81.53 After: 81.94	Preventive \$1235 Before: 78.18 After: 78.59	Preventive + (2) Surface Treatment - Slurry Seal \$25484 Before: 74.84 After: 86.51	Preventive \$566 Before: 82.76 After: 83.17

**CITY OF LAGUNA WOODS**  
**\$500K FUNDING PLAN / DETAILED ANNUAL IMPROVEMENTS**

Network/ Branch/ Section	Street Name	From	To	FY 2016/17	FY 2017/18	FY 2018/19	FY 2019/20	FY 2020/21	FY 2021/22	FY 2022/23
LW 2014 CB80001 14257 E	EL TORO ROAD	MOULTON PKWY	WILLOW CENTER	(2) Surface Treatment - Slurry Seal \$810 Before: 96.7 After: 98.59	Do Nothing Before: 97.96 After: 97.96	Do Nothing Before: 97.33 After: 97.33	Do Nothing Before: 96.7 After: 96.7	Do Nothing Before: 96.07 After: 96.07	(2) Surface Treatment - Slurry Seal \$939 Before: 95.44 After: 97.33	Do Nothing Before: 96.7 After: 96.7
LW 2014 CB80001 14258 W	EL TORO ROAD	WILLOW CENTER	MOULTON PKWY	Preventive + (2) Surface Treatment - Slurry Seal \$8050 Before: 83.49 After: 93.24	Do Nothing Before: 90.1 After: 90.1	Preventive \$82 Before: 86.96 After: 87.27	Preventive \$163 Before: 84.13 After: 84.44	Preventive \$249 Before: 81.29 After: 81.6	Preventive + (2) Surface Treatment - Slurry Seal \$9617 Before: 76.45 After: 88.2	Preventive \$150 Before: 85.06 After: 85.37
LW 2014 CB80001 14259 E	EL TORO ROAD	AVENIDA SEVILLA	PASEO DE VALENCIA	Major Above Critical \$144000 Before: 75.58 After: 100	Do Nothing Before: 97 After: 97	Do Nothing Before: 94 After: 94	Do Nothing Before: 91.01 After: 91.01	Preventive \$162 Before: 88 After: 88.27	Preventive \$395 Before: 85.27 After: 85.54	Preventive \$84 Before: 82.55 After: 82.82
LW 2014 CB80001 14260 W	EL TORO ROAD	PASEO DE VALENCIA	AVENIDA SEVILLA	Preventive \$1403 Before: 77.62 After: 77.64	Major Above Critical \$144000 Before: 76.83 After: 100	Do Nothing Before: 97 After: 97	Do Nothing Before: 94 After: 94	Do Nothing Before: 95 After: 95	Preventive \$167 Before: 88 After: 88.07	Preventive \$423 Before: 85.08 After: 85.15
LW 2014 CB80001 14261 E	EL TORO ROAD	WILLOW CENTER	CHURCHES INTERSECTION	Major Above Critical \$32791 Before: 79.09 After: 100	Do Nothing Before: 97 After: 97	Do Nothing Before: 94 After: 94	Do Nothing Before: 91.01 After: 91.01	Preventive \$57 Before: 88 After: 88.27	Preventive \$139 Before: 85.27 After: 85.54	Preventive \$226 Before: 82.55 After: 82.82
LW 2014 CB80001 14262 W	EL TORO ROAD	CHURCHES INTERSECTION	WILLOW CENTER	Preventive + (2) Surface Treatment - Slurry Seal \$8021 Before: 84.39 After: 93.67	Do Nothing Before: 90.74 After: 90.74	Preventive \$59 Before: 87.8 After: 88.07	Preventive \$135 Before: 85.14 After: 85.4	Preventive \$216 Before: 82.46 After: 82.73	Preventive + (2) Surface Treatment - Slurry Seal \$9458 Before: 79.8 After: 88.86	Preventive \$124 Before: 85.93 After: 86.19
LW 2014 CB80001 14263 E	EL TORO ROAD	CHURCHES INTERSECTION	AVENIDA SEVILLA	Preventive \$1160 Before: 76.89 After: 77.43	Preventive \$2015 Before: 75.04 After: 75.58	Major Above Critical \$103400 Before: 69.18 After: 100	Do Nothing Before: 97 After: 97	Do Nothing Before: 94 After: 94	Do Nothing Before: 91 After: 91	Preventive \$123 Before: 88 After: 88.37
LW 2014 CB80001 14264 W	EL TORO ROAD	AVENIDA SEVILLA	CHURCHES INTERSECTION	Preventive \$1388 Before: 75.79 After: 76.45	Preventive \$2271 Before: 71.84 After: 72.5	Major Above Critical \$108400 Before: 67.89 After: 100	Do Nothing Before: 97 After: 97	Do Nothing Before: 94 After: 94	Do Nothing Before: 91 After: 91	Preventive \$123 Before: 88 After: 88.43
LW 2014 CB80001 14583 E	EL TORO ROAD	ALISO CREEK ROAD	CALLE CORTA	Preventive + (2) Surface Treatment - Slurry Seal \$17237 Before: 88.08 After: 94.25	Do Nothing Before: 92.24 After: 92.24	Do Nothing Before: 90.23 After: 90.23	Preventive \$107 Before: 88.22 After: 88.35	Preventive \$228 Before: 86.34 After: 86.47	Preventive + (2) Surface Treatment - Slurry Seal \$20203 Before: 84.46 After: 90.62	Preventive \$92 Before: 88.61 After: 88.75
LW 2014 CB80001 15043 W	EL TORO ROAD	CALLE CORTA	ALISO CREEK RD	Preventive + (2) Surface Treatment - Slurry Seal \$17141 Before: 89.65 After: 91.97	Do Nothing Before: 91.2 After: 91.2	Do Nothing Before: 90.44 After: 90.44	Preventive \$20 Before: 89.67 After: 89.69	Preventive \$68 Before: 86.92 After: 86.94	Preventive + (2) Surface Treatment - Slurry Seal \$13965 Before: 85.17 After: 90.49	Preventive \$18 Before: 89.72 After: 89.74
LW 2014 CB80002 15983 N	MOULTON PARKWAY	VIA IGLESIA	CALLE CORTEZ	Do Nothing Before: 94.93 After: 94.93	Do Nothing Before: 94.77 After: 94.77	Do Nothing Before: 94.61 After: 94.61	Do Nothing Before: 94.45 After: 94.45	Do Nothing Before: 94.29 After: 94.29	Do Nothing Before: 94.13 After: 94.13	Do Nothing Before: 89.97 After: 89.97
LW 2014 CB80002 15994 S	MOULTON PARKWAY	VIA IGLESIA	CALLE ARAGON	Preventive + (2) Surface Treatment - Slurry Seal \$7033 Before: 80.33 After: 84.78	Preventive \$151 Before: 85.32 After: 85.39	Preventive \$128 Before: 81.93 After: 82	Preventive \$227 Before: 80.54 After: 80.61	Preventive \$32 Before: 79.15 After: 79.22	Preventive + (2) Surface Treatment - Slurry Seal \$8390 Before: 77.76 After: 82.2	Preventive \$243 Before: 80.75 After: 80.81

**CITY OF LAGUNA WOODS**  
**\$500K FUNDING PLAN / DETAILED ANNUAL IMPROVEMENTS**

Network/ Branch/ Section	Street Name	From	To	FY 2016/17	FY 2017/18	FY 2018/19	FY 2019/20	FY 2020/21	FY 2021/22	FY 2022/23
LW 2014 CB0002 15995 N	MOULTON PARKWAY	CITY LIMITS 738' S/CALLE ARAGON	CALLE ARAGON	Do Nothing Before: 97.96 After: 97.96	Do Nothing Before: 97.88 After: 97.88	Do Nothing Before: 97.79 After: 97.79	Do Nothing Before: 97.71 After: 97.71	Do Nothing Before: 97.62 After: 97.62	Do Nothing Before: 97.53 After: 97.53	Do Nothing Before: 97.45 After: 97.45
LW 2014 CB0002 15996 S	MOULTON PARKWAY	CALLE ARAGON	CITY LIMITS 738' S/CALLE ARAGON	(2) Surface Treatment - Slurry Seal \$9765 Before: 98.98 After: 99.11	Do Nothing Before: 99.07 After: 99.07	Do Nothing Before: 99.02 After: 99.02	Do Nothing Before: 98.98 After: 98.98	Do Nothing Before: 98.84 After: 98.94	(2) Surface Treatment - Slurry Seal \$11320 Before: 98.9 After: 99.02	Do Nothing Before: 98.98 After: 98.98
LW 2014 CB0002 15997 N	MOULTON PARKWAY	CALLE ARAGON	VIA IGLESIA	Preventive \$69 Before: 86.81 After: 86.82	Major Above Critical \$26846 Before: 86.4 After: 100	Do Nothing Before: 97 After: 97	Do Nothing Before: 94 After: 94	Do Nothing Before: 91 After: 91	Preventive \$50 Before: 88 After: 88.04	Preventive \$129 Before: 85.04 After: 85.08
LW 2014 CB0002 15998 S	MOULTON PARKWAY	CALLEZ CORTEZ	VIA IGLESIA	(2) Surface Treatment - Slurry Seal \$27957 Before: 85.76 After: 94.12	Do Nothing Before: 95.59 After: 95.59	Do Nothing Before: 95.21 After: 95.21	Do Nothing Before: 94.83 After: 94.83	Do Nothing Before: 94.44 After: 94.44	(2) Surface Treatment - Slurry Seal \$17394 Before: 94.05 After: 95.21	Do Nothing Before: 94.83 After: 94.83
LW 2014 CB0002 15999 N	MOULTON PARKWAY	CALLE CORTEZ	VIA CAMPO VERDE	Preventive + (2) Surface Treatment - Slurry Seal \$27957 Before: 85.76 After: 94.12	Do Nothing Before: 91.41 After: 91.41	Preventive \$123 Before: 88.7 After: 88.92	Preventive \$369 Before: 86.21 After: 86.44	Preventive \$629 Before: 85.72 After: 85.94	Preventive + (2) Surface Treatment - Slurry Seal \$32688 Before: 81.23 After: 89.59	Preventive \$332 Before: 86.68 After: 87.11
LW 2014 CB0002 16000 S	MOULTON PARKWAY	VIA CAMPO VERDE	CALLE CORTEZ	(2) Surface Treatment - Slurry Seal \$27950 Before: 92.35 After: 96.71	Do Nothing Before: 95.25 After: 95.25	Do Nothing Before: 93.8 After: 93.8	Do Nothing Before: 92.34 After: 92.34	Do Nothing Before: 90.87 After: 90.87	Preventive + (2) Surface Treatment - Slurry Seal \$26946 Before: 89.41 After: 95.87	Do Nothing Before: 92.41 After: 92.41
LW 2014 CB0002 16001 N	MOULTON PARKWAY	EL TORO RD	GATE NO.12	Do Nothing Before: 97.63 After: 97.63	Do Nothing Before: 94.63 After: 94.63	Do Nothing Before: 91.63 After: 91.63	Preventive + (2) Surface Treatment - Slurry Seal \$25825 Before: 88.63 After: 97.9	Do Nothing Before: 94.9 After: 94.9	Do Nothing Before: 91.9 After: 91.9	Preventive \$100 Before: 88.9 After: 89.17
LW 2014 CB0002 16002 S	MOULTON PARKWAY	GATE NO.12	EL TORO RD	Do Nothing Before: 93.63 After: 93.63	Do Nothing Before: 90.63 After: 90.63	Preventive \$134 Before: 87.63 After: 87.9	Preventive \$286 Before: 84.91 After: 85.18	Preventive \$468 Before: 82.17 After: 82.44	Preventive \$754 Before: 79.44 After: 79.71	Preventive \$1466 Before: 76.72 After: 76.99
LW 2014 CB0002 16003 N	MOULTON PARKWAY	GATE NO.12	SANTA MARIA	Do Nothing Before: 97.63 After: 97.63	Do Nothing Before: 94.63 After: 94.63	Do Nothing Before: 91.63 After: 91.63	Preventive \$119 Before: 88.63 After: 88.91	Preventive \$364 Before: 85.9 After: 86.17	Preventive \$625 Before: 83.17 After: 83.44	Preventive \$900 Before: 80.45 After: 80.72
LW 2014 CB0002 16004 S	MOULTON PARKWAY	SANTA MARIA	GATE NO.12	Do Nothing Before: 97.63 After: 97.63	Do Nothing Before: 94.63 After: 94.63	Do Nothing Before: 91.63 After: 91.63	Preventive \$105 Before: 88.63 After: 88.91	Preventive \$321 Before: 85.9 After: 86.17	Preventive \$551 Before: 83.17 After: 83.44	Preventive \$793 Before: 80.45 After: 80.72
LW 2014 CB0002 16005 N	MOULTON PARKWAY	VIA CAMPO VERDE	EL TORO RD	Do Nothing Before: 92.63 After: 92.63	Preventive \$12 Before: 89.63 After: 89.9	Preventive \$102 Before: 86.9 After: 87.17	Preventive \$197 Before: 85.9 After: 84.45	Preventive \$299 Before: 81.44 After: 81.71	Preventive \$545 Before: 78.71 After: 78.99	Preventive \$564 Before: 75.99 After: 76.26
LW 2014 CB0002 16006 S	MOULTON PARKWAY	EL TORO RD	VIA CAMPO VERDE	(2) Surface Treatment - Slurry Seal \$9610 Before: 93.43 After: 97.18	Do Nothing Before: 95.93 After: 95.93	Do Nothing Before: 94.68 After: 94.68	Do Nothing Before: 93.43 After: 93.43	Do Nothing Before: 92.18 After: 92.18	(2) Surface Treatment - Slurry Seal \$11141 Before: 90.93 After: 94.68	Do Nothing Before: 93.43 After: 93.43

CITY OF LAGUNA WOODS										
\$\$\$500K FUNDING PLAN / DETAILED ANNUAL IMPROVEMENTS										
Network/ Branch/ Section	Street Name	From	To	FY 2016/17	FY 2017/18	FY 2018/19	FY 2019/20	FY 2020/21	FY 2021/22	FY 2022/23
LW 2014 CB08004 22338 E	RIDGE ROUTE DRIVE	MOULTON PARKWAY	350' E / MOULTON PARKWAY	Do Nothing Before: 93.63 After: 93.63	Do Nothing Before: 90.63 After: 90.63	Preventive \$18 Before: 87.63 After: 87.5	Preventive \$41 Before: 84.91 After: 83.18	Preventive \$85 Before: 82.17 After: 82.44	Major Above Critical \$14700 Before: 79.44 After: 100	Do Nothing Before: 97 After: 97
LW 2014 CB08004 22034 LH W	SANTA MARIA AVENUE	WEST OF VIA VISTA / LH CITY LIMIT	WESTERN LAGUNA HILLS CITY LIMIT	Do Nothing Before: 98.75 After: 98.75	Do Nothing Before: 95.75 After: 95.75	Do Nothing Before: 92.76 After: 92.76	Preventive \$8 Before: 89.76 After: 80.03	Preventive \$98 Before: 87.02 After: 87.29	Preventive \$193 Before: 84.3 After: 84.57	Preventive \$293 Before: 81.57 After: 81.84
LW 2014 CB08004 22673 E	SANTA MARIA AVENUE	WEST OF VIA VISTA / LH CITY LIMIT	SAN REMO DRIVE	Do Nothing Before: 98.63 After: 98.63	Do Nothing Before: 95.63 After: 95.63	Do Nothing Before: 92.63 After: 92.63	Preventive \$7 Before: 89.63 After: 89.91	Preventive \$63 Before: 86.9 After: 87.17	Preventive \$122 Before: 84.17 After: 84.44	Preventive \$184 Before: 81.45 After: 81.72
LW 2014 CB08004 22674 W	SANTA MARIA AVENUE	SAN REMO DRIVE	WEST OF VIA VISTA / LH CITY LIMITS	Do Nothing Before: 97.63 After: 97.63	Do Nothing Before: 94.63 After: 94.63	Do Nothing Before: 91.63 After: 91.63	Preventive \$27 Before: 88.63 After: 88.91	Preventive \$83 Before: 85.9 After: 86.17	Preventive \$142 Before: 83.17 After: 83.44	Preventive \$205 Before: 80.45 After: 80.72
LW 2014 CB08004 22675 E	SANTA MARIA AVENUE	SAN REMO DRIVE	MOULTON PARKWAY	(2) Surface Treatment - Slurry Seal \$15070 Before: 92.27 After: 97.07	Do Nothing Before: 95.47 After: 95.47	Do Nothing Before: 93.87 After: 93.87	Do Nothing Before: 92.27 After: 92.27	Do Nothing Before: 90.67 After: 90.67	Preventive + (2) Surface Treatment - Slurry Seal \$18686 Before: 85.07 After: 93.96	Do Nothing Before: 92.36 After: 92.36
LW 2014 CB08004 22676 W	SANTA MARIA AVENUE	MOULTON PARKWAY	SAN REMO DRIVE	(2) Surface Treatment - Slurry Seal \$16070 Before: 91.16 After: 96.65	Do Nothing Before: 94.82 After: 94.82	Do Nothing Before: 93 After: 93	Do Nothing Before: 91.17 After: 91.17	Preventive \$38 Before: 89.34 After: 89.44	Preventive + (2) Surface Treatment - Slurry Seal \$18773 Before: 87.63 After: 93.21	Do Nothing Before: 91.38 After: 91.38
LW 2014 CB08004 24036 W	SANTA MARIA AVENUE	WESTERN LAGUNA HILLS CITY LIMIT	SANTA VITTORIA	Do Nothing Before: 96.63 After: 96.63	Do Nothing Before: 95.63 After: 95.63	Do Nothing Before: 92.63 After: 92.63	Preventive \$10 Before: 89.63 After: 89.91	Preventive \$85 Before: 86.9 After: 87.17	Preventive \$165 Before: 84.17 After: 84.44	Preventive \$249 Before: 81.45 After: 81.72
LW 2014 CB08004 24037 E	SANTA MARIA AVENUE	BC OF AVENIDA SOSIEGA	SANTA VITTORIA	Do Nothing Before: 98.63 After: 98.63	Do Nothing Before: 95.63 After: 95.63	Do Nothing Before: 92.63 After: 92.63	Preventive \$10 Before: 89.63 After: 89.91	Preventive \$85 Before: 86.9 After: 87.17	Preventive \$165 Before: 84.17 After: 84.44	Preventive \$249 Before: 81.45 After: 81.72
LW 2014 CB08004 24038 W	SANTA MARIA AVENUE	SANTA VITTORIA	BC OF AVENIDA SOSIEGA	Do Nothing Before: 98.63 After: 98.63	Do Nothing Before: 95.63 After: 95.63	Do Nothing Before: 92.63 After: 92.63	Preventive \$10 Before: 89.63 After: 89.91	Preventive \$85 Before: 86.9 After: 87.17	Preventive \$165 Before: 84.17 After: 84.44	Preventive \$249 Before: 81.45 After: 81.72
LW 2014 CB08004 24039 E	SANTA MARIA AVENUE	SANTA VITTORIA	WESTERN LAGUNA HILLS CITY LIMIT	Do Nothing Before: 98.63 After: 98.63	Do Nothing Before: 95.63 After: 95.63	Do Nothing Before: 92.63 After: 92.63	Preventive \$9 Before: 89.63 After: 89.91	Preventive \$80 Before: 86.9 After: 87.17	Preventive \$155 Before: 84.17 After: 84.44	Preventive \$239 Before: 81.45 After: 81.72
LW 2014 CB08004 24040 W	SANTA MARIA AVENUE	BC OF AVENIDA SOSIEGA	WESTERN CITY LIMITS W/IRVINE	Preventive \$364 Before: 81.49 After: 81.53	Preventive \$422 Before: 80.41 After: 80.45	Preventive \$577 Before: 79.32 After: 79.36	Preventive + (2) Surface Treatment - Slurry Seal \$13277 Before: 78.24 After: 81.65	Preventive \$456 Before: 80.52 After: 80.56	Preventive \$606 Before: 79.44 After: 79.48	Preventive \$845 Before: 78.36 After: 78.4
LW 2014 CB08004 24041 E	SANTA MARIA AVENUE	WESTERN CITY LIMITS WITH IRVINE	BC OF AVENIDA SOSIEGA	Preventive \$365 Before: 81.45 After: 81.5	Preventive \$427 Before: 80.3 After: 80.35	Preventive \$608 Before: 79.15 After: 79.2	Preventive + (2) Surface Treatment - Slurry Seal \$15322 Before: 78 After: 81.54	Preventive \$460 Before: 80.44 After: 80.49	Preventive \$636 Before: 79.29 After: 79.34	Preventive \$890 Before: 78.14 After: 78.19
LW 2014 CB08004 24671 LH E	SANTA MARIA AVENUE	WESTERN LAGUNA HILLS CITY LIMIT	WEST OF VIA VISTA / LH CITY LIMIT	Do Nothing Before: 98.63 After: 98.63	Do Nothing Before: 95.63 After: 95.63	Do Nothing Before: 92.63 After: 92.63	Preventive \$12 Before: 89.63 After: 89.91	Preventive \$102 Before: 86.9 After: 87.17	Preventive \$197 Before: 84.17 After: 84.44	Preventive \$297 Before: 81.45 After: 81.72

**APPENDIX 6**  
**FUNDING LEVEL TO MAINTAIN PCI OF 85**  
**SCENARIO REPORT**



**CITY OF LAGUNA WOODS**  
**MAINTAIN PCI of 85 FUNDING PLAN / DETAILED ANNUAL IMPROVEMENTS**

Network/Branch/ Section	Street Name	From	To	FY 2016/17	FY 2017/18	FY 2018/19	FY 2019/20	FY 2020/21	FY 2021/22	FY 2022/23
LW 2014 C080001 14246 W	EL TORO ROAD	ALISO CREEK RD	528' SW/ALISO CREEK	Preventive \$284 Before: 79.67 After: 79.68	Preventive \$386 Before: 78.96 After: 78.97	Preventive \$454 Before: 78.24 After: 78.26	Preventive \$546 Before: 77.53 After: 77.55	Major Above Critical \$9860 Before: 76.82 After: 100	Do Nothing Before: 97 After: 97	Do Nothing Before: 94 After: 94
LW 2014 C080001 14245 E	EL TORO ROAD	584' W / ALISO CREEK ROAD	ALISO CREEK ROAD	Preventive + (2) Surface Treatment - Slurry Seal \$8773 Before: 87.04 After: 93.46	Do Nothing Before: 91.38 After: 91.38	Do Nothing Before: 89.28 After: 89.28	Preventive \$86 Before: 87.19 After: 87.28	Preventive \$152 Before: 85.18 Treatment - Slurry Seal \$10296 Before: 83.17 After: 89.56	Preventive + (2) Surface Treatment - Slurry Seal \$10296 Before: 83.17 After: 89.56	Preventive \$85 Before: 87.46 After: 87.56
LW 2014 C080001 14247 E	EL TORO ROAD	CALLE CORTA	TANAGER LANE	Do Nothing Before: 94.58 After: 94.58	Do Nothing Before: 93.67 After: 93.67	Do Nothing Before: 92.76 After: 92.76	Do Nothing Before: 91.85 After: 91.85	(2) Surface Treatment - Slurry Seal \$15072 Before: 90.93 After: 95.67	Do Nothing Before: 92.76 After: 92.76	Do Nothing Before: 91.85 After: 91.85
LW 2014 C080001 14248 W	EL TORO ROAD	TANAGER LN	CALLE CORTA	Do Nothing Before: 91.7 After: 91.7	Do Nothing Before: 91.04 After: 91.04	Do Nothing Before: 90.38 After: 90.38	Preventive + (2) Surface Treatment - Slurry Seal \$18533 Before: 89.72 After: 91.71	Do Nothing Before: 91.05 After: 91.05	Do Nothing Before: 90.39 After: 90.39	Preventive \$18 Before: 89.73 After: 89.75
LW 2014 C080001 14249 E	EL TORO ROAD	TANAGER LANE	CANYON WREN LANE	Do Nothing Before: 95.67 After: 95.67	Do Nothing Before: 94.93 After: 94.93	Do Nothing Before: 94.2 After: 94.2	Do Nothing Before: 93.47 After: 93.47	Do Nothing Before: 92.74 After: 92.74	Do Nothing Before: 95.01 After: 92.01	Do Nothing Before: 91.28 After: 91.28
LW 2014 C080001 14250 W	EL TORO ROAD	CANYON WREN LN	TANAGER LN	Preventive \$648 Before: 83.44 After: 83.49	Preventive \$788 Before: 82.26 After: 82.3	Preventive \$934 Before: 81.08 After: 81.12	Preventive \$1127 Before: 79.89 After: 79.94	Preventive \$1687 Before: 76.71 After: 76.76	Preventive \$2278 Before: 77.53 After: 77.58	Preventive \$2903 Before: 76.35 After: 76.4
LW 2014 C080001 14251 E	EL TORO ROAD	CANYON WREN LANE	CALLE SONORA	Do Nothing Before: 91.84 After: 91.84	Do Nothing Before: 91.5 After: 91.5	Do Nothing Before: 91.16 After: 91.16	(2) Surface Treatment - Slurry Seal \$25203 Before: 90.82 After: 91.84	Do Nothing Before: 91.5 After: 91.5	Do Nothing Before: 91.16 After: 91.16	Do Nothing Before: 90.82 After: 90.82
LW 2014 C080001 14252 W	EL TORO ROAD	CALLE SONORA	CANYON WREN LN	Preventive \$411 Before: 84.47 After: 84.52	Preventive \$508 Before: 83.37 After: 83.41	Preventive \$611 Before: 82.26 After: 82.3	Preventive \$719 Before: 81.15 After: 81.2	Preventive \$894 Before: 80.04 After: 80.09	Major Above Critical \$108575 Before: 78.99 After: 100	Do Nothing Before: 97 After: 97
LW 2014 C080001 14253 E	EL TORO ROAD	CALLE SONORA	HOME DEPOT / TOWN CENTER	Do Nothing Before: 95.63 After: 95.63	Do Nothing Before: 92.63 After: 92.63	Do Nothing Before: 89.63 After: 89.63	Preventive \$115 Before: 86.63 After: 86.86	Preventive \$216 Before: 85.86 After: 84.09	Preventive \$322 Before: 81.09 After: 81.32	Preventive \$623 Before: 78.52 After: 78.55
LW 2014 C080001 14254 W	EL TORO ROAD	HOME DEPOT / TOWN CENTER	CALLE SONORA	Preventive \$24 Before: 89.05 After: 89.18	Preventive + (2) Surface Treatment - Slurry Seal \$9094 Before: 87.1 After: 93.49	Do Nothing Before: 91.41 After: 91.41	Preventive \$19 Before: 89.32 After: 89.46	Preventive \$74 Before: 87.37 After: 87.51	Preventive \$133 Before: 85.42 Treatment - Slurry Seal \$9491 Before: 83.46 After: 89.87	Preventive + (2) Surface Treatment - Slurry Seal \$9491 Before: 83.46 After: 89.87
LW 2014 C080001 14255 E	EL TORO ROAD	HOME DEPOT/TOWN CENTER	MOULTON PKWY	Do Nothing Before: 95.62 After: 95.62	Do Nothing Before: 94.79 After: 94.79	Do Nothing Before: 93.96 After: 93.96	Do Nothing Before: 93.13 After: 93.13	(2) Surface Treatment - Slurry Seal \$22516 Before: 92.29 After: 94.79	Do Nothing Before: 93.96 After: 93.96	Do Nothing Before: 93.13 After: 93.13
LW 2014 C080001 14256 W	EL TORO ROAD	MOULTON PKWY	HOME DEPOT/TOWN CENTER	Preventive + (2) Surface Treatment - Slurry Seal \$20633 Before: 80.28 After: 91.96	Preventive \$119 Before: 88.21 After: 88.62	Do Nothing Before: 84.87 After: 84.87	Preventive \$626 Before: 81.12 After: 81.39	Preventive \$1418 Before: 77.62 After: 77.89	Preventive + (2) Surface Treatment - Slurry Seal \$25694 Before: 74.14 After: 85.67	Preventive \$623 Before: 81.52 After: 82.19

**CITY OF LAGUNA WOODS**  
**MAINTAIN PCI of 85 FUNDING PLAN / DETAILED ANNUAL IMPROVEMENTS**

Network/Branch/Section	Street Name	From	To	FY 2016/17	FY 2017/18	FY 2018/19	FY 2019/20	FY 2020/21	FY 2021/22	FY 2022/23
LW 2014 CB08001 14257 E	EL TORO ROAD	MOULTON PKWY	WILLOW CENTER	Do Nothing Before: 96.7 After: 96.7	Do Nothing Before: 96.07 After: 96.07	Do Nothing Before: 95.44 After: 95.44	Do Nothing Before: 94.81 After: 94.81	(2) Surface Treatment - Slurry Seal \$9119 Before: 94.18 After: 96.07	Do Nothing Before: 95.44 After: 95.44	Do Nothing Before: 94.81 After: 94.81
LW 2014 CB08001 14258 W	EL TORO ROAD	WILLOW CENTER	MOULTON PKWY	Preventive + (2) Surface Treatment - Slurry Seal \$8050 Before: 83.49 After: 93.24	Do Nothing Before: 90.1 After: 90.1	Preventive \$82 Before: 86.96 After: 87.27	Preventive \$163 Before: 84.13 After: 84.44	Preventive \$249 Before: 81.29 After: 81.6	Preventive + (2) Surface Treatment - Slurry Seal \$9617 Before: 78.45 After: 88.2	Preventive \$150 Before: 85.06 After: 85.37
LW 2014 CB08001 14259 E	EL TORO ROAD	AVENIDA SEVILLA	PASEO DE VALENCIA	Major Above Critical \$144000 Before: 75.58 After: 100	Do Nothing Before: 97 After: 97	Do Nothing Before: 94 After: 94	Do Nothing Before: 91.01 After: 91.01	Preventive \$162 Before: 88 After: 88.27	Preventive \$395 Before: 85.27 After: 85.54	Preventive \$641 Before: 82.55 After: 82.92
LW 2014 CB08001 14260 W	EL TORO ROAD	PASEO DE VALENCIA	AVENIDA SEVILLA	Preventive \$1405 Before: 77.62 After: 77.64	Major Above Critical \$144000 Before: 76.83 After: 100	Do Nothing Before: 97 After: 97	Do Nothing Before: 94 After: 94	Do Nothing Before: 91 After: 91	Preventive \$167 Before: 88 After: 88.07	Preventive \$423 Before: 85.08 After: 85.15
LW 2014 CB08001 14261 E	EL TORO ROAD	WILLOW CENTER	CHURCHES INTERSECTION	Preventive \$97 Before: 79.09 After: 79.58	Preventive \$723 Before: 75.6 After: 76.09	Preventive \$1120 Before: 72.12 After: 72.55	Preventive \$1986 Before: 68.57 After: 69.01	Major Above Critical \$65059 Before: 65.02 After: 100	Do Nothing Before: 97 After: 97	Do Nothing Before: 94 After: 94
LW 2014 CB08001 14262 W	EL TORO ROAD	CHURCHES INTERSECTION	WILLOW CENTER	Preventive + (2) Surface Treatment - Slurry Seal \$8021 Before: 84.59 After: 93.67	Do Nothing Before: 90.74 After: 90.74	Do Nothing Before: 87.81 After: 87.81	Preventive \$142 Before: 84.88 After: 85.05	Preventive \$226 Before: 82.11 After: 82.27	Preventive + (2) Surface Treatment - Slurry Seal \$9512 Before: 79.34 After: 88.52	Preventive \$140 Before: 85.39 After: 85.55
LW 2014 CB08001 14263 E	EL TORO ROAD	CHURCHES INTERSECTION	AVENIDA SEVILLA	Preventive \$1160 Before: 76.89 After: 77.43	Preventive \$2015 Before: 75.04 After: 75.58	Major Above Critical \$103400 Before: 69.18 After: 100	Do Nothing Before: 97 After: 97	Do Nothing Before: 94 After: 94	Do Nothing Before: 91 After: 91	Preventive \$123 Before: 88 After: 88.37
LW 2014 CB08001 14264 W	EL TORO ROAD	AVENIDA SEVILLA	CHURCHES INTERSECTION	Preventive \$1388 Before: 75.79 After: 76.45	Preventive \$2271 Before: 71.84 After: 72.5	Major Above Critical \$109400 Before: 67.89 After: 100	Do Nothing Before: 97 After: 97	Do Nothing Before: 94 After: 94	Do Nothing Before: 91 After: 91	Preventive \$123 Before: 88 After: 88.43
LW 2014 CB08001 14883 E	EL TORO ROAD	ALISO CREEK ROAD	CALLE CORTA	Preventive \$106 Before: 88.08 After: 88.21	Preventive + (2) Surface Treatment - Slurry Seal \$17851 Before: 86.2 After: 92.37	Do Nothing Before: 90.36 After: 90.36	Preventive \$100 Before: 88.35 After: 88.49	Preventive \$219 Before: 85.47 After: 86.6	Preventive \$346 Before: 84.59 After: 84.73	Preventive + (2) Surface Treatment - Slurry Seal \$20923 Before: 82.72 After: 88.88
LW 2014 CB08001 15043 W	EL TORO ROAD	CALLE CORTA	ALISO CREEK RD	Preventive \$19 Before: 89.65 After: 89.67	Preventive \$63 Before: 88.9 After: 88.92	Do Nothing Before: 88.15 After: 88.15	Preventive + (2) Surface Treatment - Slurry Seal \$18867 Before: 87.38 After: 89.71	Preventive \$66 Before: 88.94 After: 88.96	Preventive \$116 Before: 88.19 After: 88.21	Preventive \$168 Before: 87.44 After: 87.46
LW 2014 CB08002 15993 N	MOULTON PARKWAY	VIA IGLESIA	CALLE CORTEZ	Do Nothing Before: 94.93 After: 94.93	Do Nothing Before: 94.77 After: 94.77	Do Nothing Before: 94.61 After: 94.61	Do Nothing Before: 94.45 After: 94.45	Do Nothing Before: 94.29 After: 94.29	Do Nothing Before: 94.13 After: 94.13	Do Nothing Before: 93.97 After: 93.97
LW 2014 CB08002 15994 S	MOULTON PARKWAY	VIA IGLESIA	CALLE ARAGON	Preventive + (2) Surface Treatment - Slurry Seal \$7093 Before: 80.33 After: 84.78	Preventive \$151 Before: 83.32 After: 83.39	Preventive \$189 Before: 81.59 After: 82	Preventive \$227 Before: 80.54 After: 80.61	Preventive \$382 Before: 79.15 After: 79.22	Preventive + (2) Surface Treatment - Slurry Seal \$8990 Before: 77.76 After: 82.2	Preventive \$243 Before: 80.75 After: 80.81

**CITY OF LAGUNA WOODS**  
**MAINTAIN PCI of 85 FUNDING PLAN / DETAILED ANNUAL IMPROVEMENTS**

Network/Branch/ Section	Street Name	From	To	FY 2016/17	FY 2017/18	FY 2018/19	FY 2019/20	FY 2020/21	FY 2021/22	FY 2022/23
LW 2014 C080002 15995 N	MOULTON PARKWAY	CITY LIMITS 738' S/CALLE ARAGON	CALLE ARAGON	Do Nothing Before: 97.96 After: 97.96	Do Nothing Before: 97.88 After: 97.88	Do Nothing Before: 97.79 After: 97.79	Do Nothing Before: 97.71 After: 97.71	Do Nothing Before: 97.62 After: 97.62	Do Nothing Before: 97.53 After: 97.53	Do Nothing Before: 97.45 After: 97.45
LW 2014 C080002 15996 S	MOULTON PARKWAY	CALLE ARAGON	CITY LIMITS 738' S/CALLE ARAGON	Do Nothing Before: 98.98 After: 98.98	Do Nothing Before: 98.94 After: 98.94	Do Nothing Before: 98.9 After:: 98.9	(2) Surface Treatment - Slurry Seal \$10951 Before: 98.81 After: 98.94	Do Nothing Before: 98.9 After: 98.9	Do Nothing Before: 98.9 After: 98.9	Do Nothing Before: 98.86 After: 98.86
LW 2014 C080002 15997 N	MOULTON PARKWAY	CALLE ARAGON	VIA IGLESIA	Preventive \$69 Before: 86.81 After: 86.82	Preventive \$80 Before: 86.4 After: 86.41	Preventive \$32 Before: 86 After: 86	Preventive \$105 Before: 85.59 After: 85.6	Preventive \$118 Before: 85.18 After: 85.19	Preventive \$132 Before: 84.77 After: 84.78	Major Above Critical \$31122 Before: 84.37 After: 100
LW 2014 C080002 15998 S	MOULTON PARKWAY	CALLEZ CORTEZ	VIA IGLESIA	Do Nothing Before: 94.82 After: 94.82	Do Nothing Before: 94.44 After: 94.44	Do Nothing Before: 94.06 After: 94.06	(2) Surface Treatment - Slurry Seal \$46887 Before: 93.29 After: 94.44	Do Nothing Before: 94.06 After: 94.06	Do Nothing Before: 94.06 After: 94.06	Do Nothing Before: 93.68 After: 93.68
LW 2014 C080002 15999 N	MOULTON PARKWAY	CALLE CORTEZ	VIA CAMPO VERDE	Preventive \$377 Before: 85.76 After: 85.98	Preventive + (2) Surface Treatment - Slurry Seal \$25034 Before: 83.27 After: 91.64	Do Nothing Before: 86.93 After: 86.93	Preventive \$367 Before: 86.22 After: 86.36	Preventive \$656 Before: 85.65 After: 85.8	Preventive \$918 Before: 81.09 After: 81.23	Preventive + (2) Surface Treatment - Slurry Seal \$34695 Before: 78.52 After: 86.81
LW 2014 C080002 16000 S	MOULTON PARKWAY	VIA CAMPO VERDE	CALLE CORTEZ	Do Nothing Before: 92.33 After: 92.33	Do Nothing Before: 90.87 After: 90.87	Do Nothing Before: 89.41 After: 89.41	Preventive + (2) Surface Treatment - Slurry Seal \$30347 Before: 87.95 After: 92.4	Do Nothing Before: 90.94 After: 90.94	Preventive \$54 Before: 89.48 After: 89.54	Preventive \$202 Before: 88.09 After: 88.15
LW 2014 C080002 16001 N	MOULTON PARKWAY	EL TORO RD	GATE NO.12	Do Nothing Before: 97.63 After: 97.63	Do Nothing Before: 94.63 After: 94.63	Do Nothing Before: 91.63 After: 91.63	Preventive + (2) Surface Treatment - Slurry Seal \$25825 Before: 88.63 After: 97.9	Do Nothing Before: 94.9 After: 94.9	Do Nothing Before: 91.9 After: 91.9	Preventive \$100 Before: 88.9 After: 89.17
LW 2014 C080002 16002 S	MOULTON PARKWAY	GATE NO.12	EL TORO RD	Do Nothing Before: 98.63 After: 98.63	Do Nothing Before: 90.63 After: 90.63	Do Nothing Before: 87.63 After: 87.63	Preventive \$312 Before: 84.63 After: 84.91	Preventive \$484 Before: 81.9 After: 82.17	Preventive \$821 Before: 79.17 After: 79.44	Preventive \$1535 Before: 76.45 After: 76.72
LW 2014 C080002 16003 N	MOULTON PARKWAY	GATE NO.12	SANTA MARIA	Do Nothing Before: 97.63 After: 97.63	Do Nothing Before: 94.63 After: 94.63	Do Nothing Before: 91.63 After: 91.63	Preventive \$119 Before: 88.63 After: 88.91	Preventive \$364 Before: 85.9 After: 86.17	Preventive \$625 Before: 83.17 After: 83.44	Preventive \$900 Before: 80.45 After: 80.72
LW 2014 C080002 16004 S	MOULTON PARKWAY	SANTA MARIA	GATE NO.12	Do Nothing Before: 97.63 After: 97.63	Do Nothing Before: 94.63 After: 94.63	Do Nothing Before: 91.63 After: 91.63	Preventive \$105 Before: 88.63 After: 88.91	Preventive \$321 Before: 85.9 After: 86.17	Preventive \$551 Before: 83.17 After: 83.44	Preventive \$799 Before: 80.45 After: 80.72
LW 2014 C080002 16005 N	MOULTON PARKWAY	VIA CAMPO VERDE	EL TORO RD	Do Nothing Before: 92.63 After: 92.63	Preventive \$12 Before: 89.63 After: 89.9	Preventive \$102 Before: 86.9 After: 87.17	Preventive \$197 Before: 84.18 After: 84.45	Preventive \$289 Before: 81.44 After: 81.71	Preventive \$545 Before: 78.71 After: 78.99	Preventive \$964 Before: 75.99 After: 76.26
LW 2014 C080002 16006 S	MOULTON PARKWAY	EL TORO RD	VIA CAMPO VERDE	Do Nothing Before: 93.43 After: 93.43	Do Nothing Before: 92.18 After: 92.18	Do Nothing Before: 90.93 After: 90.93	Preventive + (2) Surface Treatment - Slurry Seal \$10512 Before: 89.68 After: 93.48	Do Nothing Before: 92.23 After: 92.23	Do Nothing Before: 90.98 After: 90.98	Preventive \$10 Before: 89.79 After: 89.78

CITY OF LAGUNA WOODS											
MAINTAIN PCI of 85 FUNDING PLAN / DETAILED ANNUAL IMPROVEMENTS											
Network / Branch / Section	Street Name	From	To	FY 2016/17	FY 2017/18	FY 2018/19	FY 2019/20	FY 2020/21	FY 2021/22	FY 2022/23	
LW 2014 C080004 22388 E	RIDGE ROUTE DRIVE	MOULTON PARKWAY	350' E / MOULTON PARKWAY	Do Nothing Before: 98.63 After: 98.63	Do Nothing Before: 90.63 After: 90.63	Preventive \$18 Before: 87.63 After: 87.9	Preventive \$41 Before: 84.91 After: 85.18	Preventive \$85 Before: 82.17 After: 82.44	Major Above Critical \$14700 Before: 79.44 After: 100	Do Nothing Before: 97 After: 97	
LW 2014 C080004 22084 LH W	SANTA MARIA AVENUE	WEST OF VIA VISTA / LH CITY LIMIT	WESTERN LAGUNA HILLS CITY LIMIT	Do Nothing Before: 98.75 After: 98.75	Do Nothing Before: 95.75 After: 95.75	Do Nothing Before: 92.76 After: 92.76	Preventive \$8 Before: 89.76 After: 90.03	Preventive \$98 Before: 87.02 After: 87.29	Preventive \$193 Before: 84.3 After: 84.57	Preventive \$299 Before: 81.57 After: 81.84	
LW 2014 C080004 22673 E	SANTA MARIA AVENUE	WEST OF VIA VISTA / LH CITY LIMIT	SAN REMO DRIVE	Do Nothing Before: 98.63 After: 98.63	Do Nothing Before: 95.63 After: 95.63	Do Nothing Before: 92.63 After: 92.63	Preventive \$7 Before: 89.63 After: 89.91	Preventive \$63 Before: 86.9 After: 87.17	Preventive \$122 Before: 84.17 After: 84.44	Preventive \$184 Before: 81.45 After: 81.72	
LW 2014 C080004 22674 W	SANTA MARIA AVENUE	SAN REMO DRIVE	WEST OF VIA VISTA / LH CITY LIMITS	Do Nothing Before: 97.63 After: 97.63	Do Nothing Before: 94.63 After: 94.63	Do Nothing Before: 91.63 After: 91.63	Preventive \$27 Before: 88.63 After: 88.91	Preventive \$83 Before: 85.9 After: 86.17	Preventive \$142 Before: 83.17 After: 83.44	Preventive \$205 Before: 80.45 After: 80.72	
LW 2014 C080004 22675 E	SANTA MARIA AVENUE	SAN REMO DRIVE	MOULTON PARKWAY	Do Nothing Before: 92.27 After: 92.27	Do Nothing Before: 90.67 After: 90.67	Do Nothing Before: 89.07 After: 89.07	Preventive + (2) Surface Treatment - Slurry Seal \$17704 Before: 87.47 After: 92.35	Do Nothing Before: 90.75 After: 90.75	Preventive \$51 Before: 89.15 After: 89.24	Preventive \$146 Before: 81.64 After: 81.72	
LW 2014 C080004 22676 W	SANTA MARIA AVENUE	MOULTON PARKWAY	SAN REMO DRIVE	Do Nothing Before: 91.16 After: 91.16	Preventive \$36 Before: 89.33 After: 89.44	Do Nothing Before: 87.61 After: 87.61	Preventive + (2) Surface Treatment - Slurry Seal \$17789 Before: 85.78 After: 91.37	Preventive \$27 Before: 89.54 After: 89.65	Preventive \$131 Before: 87.82 After: 87.92	Preventive \$241 Before: 86.1 After: 86.2	
LW 2014 C080004 24036 W	SANTA MARIA AVENUE	WESTERN LAGUNA HILLS CITY LIMIT	SANTA VITTORIA	Do Nothing Before: 98.63 After: 98.63	Do Nothing Before: 95.63 After: 95.63	Do Nothing Before: 92.63 After: 92.63	Preventive \$10 Before: 89.63 After: 89.91	Preventive \$85 Before: 86.9 After: 87.17	Preventive \$165 Before: 84.17 After: 84.44	Preventive \$249 Before: 81.45 After: 81.72	
LW 2014 C080004 24037 E	SANTA MARIA AVENUE	BC OF AVENIDA SOSIEGA	SANTA VITTORIA	Do Nothing Before: 98.63 After: 98.63	Do Nothing Before: 95.63 After: 95.63	Do Nothing Before: 92.63 After: 92.63	Preventive \$10 Before: 89.63 After: 89.91	Preventive \$85 Before: 86.9 After: 87.17	Preventive \$165 Before: 84.17 After: 84.44	Preventive \$249 Before: 81.45 After: 81.72	
LW 2014 C080004 24038 W	SANTA MARIA AVENUE	SANTA VITTORIA	BC OF AVENIDA SOSIEGA	Do Nothing Before: 98.63 After: 98.63	Do Nothing Before: 95.63 After: 95.63	Do Nothing Before: 92.63 After: 92.63	Preventive \$10 Before: 89.63 After: 89.91	Preventive \$85 Before: 86.9 After: 87.17	Preventive \$165 Before: 84.17 After: 84.44	Preventive \$249 Before: 81.45 After: 81.72	
LW 2014 C080004 24039 E	SANTA MARIA AVENUE	SANTA VITTORIA	WESTERN LAGUNA HILLS CITY LIMIT	Do Nothing Before: 98.63 After: 98.63	Do Nothing Before: 95.63 After: 95.63	Do Nothing Before: 92.63 After: 92.63	Preventive \$9 Before: 89.63 After: 89.91	Preventive \$80 Before: 86.9 After: 87.17	Preventive \$155 Before: 84.17 After: 84.44	Preventive \$239 Before: 81.45 After: 81.72	
LW 2014 C080004 24040 W	SANTA MARIA AVENUE	BC OF AVENIDA SOSIEGA	WESTERN CITY LIMITS W/IRVINE	Preventive \$364 Before: 81.49 After: 81.53	Preventive \$422 Before: 80.41 After: 80.45	Do Nothing Before: 79.32 After: 79.32	Preventive + (2) Surface Treatment - Slurry Seal \$15285 Before: 78.2 After: 81.61	Preventive \$457 Before: 80.49 After: 80.53	Preventive \$615 Before: 79.4 After: 79.44	Preventive \$853 Before: 78.32 After: 78.36	
LW 2014 C080004 24041 E	SANTA MARIA AVENUE	WESTERN CITY LIMITS WITH IRVINE	BC OF AVENIDA SOSIEGA	Preventive \$365 Before: 81.45 After: 81.5	Preventive \$427 Before: 80.3 After: 80.35	Preventive \$608 Before: 79.15 After: 79.2	Preventive + (2) Surface Treatment - Slurry Seal \$15322 Before: 78 After: 81.64	Preventive \$460 Before: 80.44 After: 80.49	Preventive \$636 Before: 79.29 After: 79.34	Preventive \$890 Before: 78.14 After: 78.19	
LW 2014 C080004 24672 LH E	SANTA MARIA AVENUE	WESTERN LAGUNA HILLS CITY LIMIT	WEST OF VIA VISTA / LH CITY LIMIT	Do Nothing Before: 98.63 After: 98.63	Do Nothing Before: 95.63 After: 95.63	Do Nothing Before: 92.63 After: 92.63	Preventive \$12 Before: 89.63 After: 89.91	Preventive \$102 Before: 86.9 After: 87.17	Preventive \$197 Before: 84.17 After: 84.44	Preventive \$297 Before: 81.45 After: 81.72	

**6.12**  
**SENIOR MOBILITY PROGRAM**  
**(NO REPORT)**

*This page is intentionally blank.*